

2012

SUMMARY REPORT

On

Antimicrobials Sold or Distributed for Use in Food-Producing Animals



Food and Drug Administration
Department of Health and Human Services
September, 2014

TABLE OF CONTENTS

Overview 5

I. Background..... 5

II. Scope of Reporting 6

III. Protecting Confidential Information..... 6

IV. Use of the Summary Information 7

V. Description of Tables and Figures 8

VI. Sales and Distribution Observations 15

A. Current Reporting Year (2012) 15

1. Domestic sales and distribution of antimicrobials not currently medically important .. 15

2. Domestic sales and distribution of medically important antimicrobials..... 16

B. Multi-Year Trends (2009-2012) 17

1. Domestic sales and distribution of antimicrobials not currently medically important .. 17

2. Domestic sales and distribution of medically important antimicrobials..... 18

Tables and Figures:

Current Reporting Year Sales and Distribution Information

Table 1 - Antimicrobial Drug Classes and Active Ingredients Approved for Use in Food-Producing Animals Actively Marketed in 2012 21

Figure 1a - Antimicrobial Drug Classes Approved for Use in Food-Producing Animals Actively Marketed in 2012 (Domestic Sales) Number of Drug Applications 22

Figure 1b - Antimicrobial Drug Classes Approved for Use in Food-Producing Animals Actively Marketed in 2012 (Domestic Sales) Number of Unique Sponsors 23

Table 2 - Antimicrobial Drugs Approved for Use in Food-Producing Animals Actively Marketed in 2012 Sales and Distribution Data Reported by Drug Class 24

Figure 2 - Antimicrobial Drugs Approved for Use in Food-Producing Animals Actively Marketed in 2012 Sales and Distribution Data Reported by Drug Class 25

Table 3 - Antimicrobial Drugs Approved for Use in Food-Producing Animals Actively Marketed in 2012 Domestic Sales and Distribution Data Reported by Medical Importance and Drug Class	26
Figure 3 - Antimicrobial Drugs Approved for Use in Food-Producing Animals Actively Marketed in 2012 Domestic Sales and Distribution Data Reported by Medical Importance and Drug Class	27
Table 4 - Antimicrobial Drugs Approved for Use in Food-Producing Animals Actively Marketed in 2012 Domestic Sales And Distribution Data Reported by Medical Importance and Route of Administration	28
Figure 4 - Antimicrobial Drugs Approved for use in Food-Producing Animals, Actively Marketed in 2012 Domestic Sales and Distribution Data Reported by Medical Importance and Route of Administration	29
Table 5 - Antimicrobial Drugs Approved for Use in Food-Producing Animals Actively Marketed in 2012 Domestic Sales and Distribution Data Reported by Medical Importance and Indications	30
Figure 5 - Antimicrobial Drugs Approved for Use in Food-Producing Animals Actively Marketed in 2012 Domestic Sales and Distribution Data Reported by Medical Importance and Indications	31
Table 6 - Antimicrobial Drugs Approved for Use in Food-Producing Animals Actively Marketed in 2012 Domestic Sales and Distribution Data Reported by Medical Importance and Dispensing Status	32
Figure 6 - Antimicrobial Drugs Approved for Use in Food-Producing Animals Actively Marketed in 2012 Domestic Sales and Distribution Data Reported by Medical Importance and Dispensing Status	33
Table 7 - Antimicrobial Drugs Approved for Use in Food-Producing Animals Actively Marketed in 2012 Domestic Sales and Distribution Data Reported by Medical Importance, Route of Administration, and Drug Class	34
Figure 7 - Antimicrobial Drugs Approved for Use in Food-Producing Animals Actively Marketed in 2012 Domestic Sales and Distribution Data Reported by Medical Importance, Route of Administration, and Drug Class	35

Multi-Year Trends of Sales and Distribution Information

Figure 8a - Antimicrobial Drug Classes Approved for Use in Food-Producing Animals Actively Marketed 2009-2012 (Domestic Sales) Number of Drug Applications	36
Figure 8b - Antimicrobial Drug Classes Approved for Use in Food-Producing Animals Actively Marketed 2009-2012 (Domestic Sales) Number of Unique Sponsors	37

Table 9 - Antimicrobial Drugs Approved for Use In Food-Producing Animals Actively Marketed 2009-2012 Sales and Distribution Data Reported by Drug Class.....	38
Figure 9 - Antimicrobial Drugs Approved for Use in Food-Producing Animals Actively Marketed 2009-2012 Sales and Distribution Data Reported by Drug Class.....	39
Table 10 - Antimicrobial Drugs Approved for Use in Food-Producing Animals Actively Marketed 2009-2012 Domestic Sales and Distribution Data Reported by Medical Importance and Drug Class.....	40
Figure 10 - Antimicrobial Drugs Approved for Use in Food-Producing Animals Actively Marketed 2009-2012 Domestic Sales and Distribution Data Reported by Medical Importance and Drug Class.....	41
Table 11a - Antimicrobial Drugs Approved for Use in Food-Producing Animals Actively Marketed 2009-2012 Domestic Sales and Distribution Data Reported by Medical Importance and Route of Administration.....	42
Figure 11a - Antimicrobial Drugs Approved for Use in Food-Producing Animals Actively Marketed 2009-2012 Domestic Sales and Distribution Data Reported by Medical Importance and Route of Administration.....	43
Table 11b - Antimicrobial Drugs Approved for Use in Food-Producing Animals Actively Marketed 2009-2012 Percentage of Domestic Sales and Distribution Medically Important Only Reported by Route of Administration.....	44
Figure 11b - Antimicrobial Drugs Approved for Use in Food-Producing Animals Actively Marketed 2009-2012 Percentage of Domestic Sales and Distribution Medically Important Only Reported by Route of Administration.....	45
Table 12a - Antimicrobial Drugs Approved for Use in Food-Producing Animals Actively Marketed 2009-2012 Domestic Sales and Distribution Data Reported by Medical Importance and Indications.....	46
Figure 12a - Antimicrobial Drugs Approved for Use in Food-Producing Animals Actively Marketed 2009-2012 Domestic Sales and Distribution Data Reported by Medical Importance and Indications.....	47
Table 12b - Antimicrobial Drugs Approved for Use in Food-Producing Animals Actively Marketed 2009-2012 Percentage of Domestic Sales and Distribution Medically Important Only Reported by Indications.....	48
Figure 12b - Antimicrobial Drugs Approved for Use in Food-Producing Animals Actively Marketed 2009-2012 Percentage of Domestic Sales and Distribution Medically Important Only Reported by Indications.....	49
Table 13a - Antimicrobial Drugs Approved for Use in Food-Producing Animals Actively Marketed 2009-2012 Domestic Sales and Distribution Data Reported by Medical Importance and Dispensing Status.....	50
Figure 13a - Antimicrobial Drugs Approved for Use in Food-Producing Animals Actively Marketed 2009-2012 Domestic Sales and Distribution Data Reported by Medical Importance and Dispensing Status.....	51

Table 13b - Antimicrobial Drugs Approved for Use in Food-Producing Animals Actively Marketed 2009-2012 Percentage of Domestic Sales and Distribution Medically Important Only Reported by Dispensing Status	52
Figure 13b - Antimicrobial Drugs Approved for Use in Food-Producing Animals Actively Marketed 2009-2012 Percentage of Domestic Sales and Distribution Medically Important Only Reported by Dispensing Status	53
Table 14 - Antimicrobial Drugs Approved for Use in Food-Producing Animals Actively Marketed 2009-2012 Domestic Sales and Distribution Data Reported by Medical Importance, Route of Administration, and Drug Class	54
Figure 14 - Antimicrobial Drugs Approved for Use in Food-Producing Animals Actively Marketed 2009-2012 Domestic Sales and Distribution Data Reported by Medical Importance, Route of Administration, and Drug Class	55
REFERENCES	56

Overview

Each year, every sponsor of an approved or conditionally approved application for a new animal drug containing an antimicrobial active ingredient must report to the Food and Drug Administration (FDA) the amount of each such ingredient in these drug products sold or distributed for use in food-producing animals. FDA summarizes this information and makes it available to the public in annual summary reports.

This summary report presents the sales and distribution data for the 2012 calendar year for antimicrobial drugs approved for use in food-producing animals. This 2012 summary report differs from reports from previous calendar years in that it also includes multiple years of domestic sales and distribution data of actively marketed antimicrobial drugs by medical importance, route of administration, and drug class, as well as observations on the changes in the sales and distribution of the subject drugs for the period 2009 through 2012.

Several observed trends from 2009 through 2012 include:

1. The total quantity of antimicrobial active ingredients sold or distributed for use in food-producing animals increased by 16%.
2. The percentage of domestic sales and distribution of medically important antimicrobials approved for use in food-producing animals that have an approved indication for production use decreased from 72% to 68%. This number does not represent sales attributable to products used solely for production indications because most of these products are also approved for therapeutic indications.
3. The percentage of domestic sales and distribution of medically important antimicrobials approved for use in food-producing animals that are sold over-the-counter (OTC) did not appreciably change, going from 98% to 97%.

For more discussion of trends, see [Section VI.B. Multi-Year Trends \(2009-2012\)](#) below.

I. Background

Section 105 of the Animal Drug User Fee Amendments of 2008 (ADUFA) (P.L. 110-316; 122 Stat. 3509) amended section 512 of the Federal Food, Drug, and Cosmetic Act (“the Act”) [21 U.S.C. 360b] to require that sponsors of approved and conditionally approved applications for new animal drugs containing an antimicrobial active ingredient submit an annual report to the Food and Drug Administration (FDA) on the amount of each such ingredient in the drug that is sold or distributed for use in food-producing animals, including information on any distributor-labeled product. This legislation was enacted to assist FDA in its continuing analysis of the interactions (including antimicrobial resistance), efficacy, and safety of antimicrobials approved for use in both humans and food-producing animals (see H. Rpt. 110-804).

Under section 512(l)(3) of the Act [21 U.S.C. 360b(l)(3)], each report submitted to the FDA must specify the amount of each antimicrobial active ingredient (1) by container size, strength, and dosage form; (2) by quantities distributed domestically and quantities exported; and (3) by dosage form, including, for each such dosage form, a listing of the target animals, indications, and production classes that are specified on the approved label of the product. Sponsors of antimicrobial drug applications that are approved and labeled for use in more than one food-producing animal species are not required to report sales and distribution information for each individual animal species listed on a product’s approved label. Only total product sales information is required. Each year’s report provides monthly sales and distribution data for the preceding calendar year and must be submitted to FDA no later than March 31. These reports are

separate from periodic drug experience reports that are required under 21 CFR 514.80(b)(4).

Under section 512(l)(3)(E) of the Act [21 U.S.C. 360b(l)(3)(E)], FDA is directed to make annual summaries of the information reported by animal drug sponsors publicly available by antimicrobial class.

II. Scope of Reporting

This summary report includes sales and distribution data of antimicrobial drugs that are specifically approved for antibacterial uses or are known to have antibacterial properties. Antifungal and antiviral drugs are not included in this report because, with the exception of formalin and hydrogen peroxide water immersion products, there are currently no approved drug applications actively marketed for these purposes in food-producing animals. Antiprotozoal drugs without antibacterial properties (e.g., amprolium) are also not included.

Many antimicrobial animal drugs are approved and labeled for use in multiple species. Under section 512(l)(3)(B)(iii) of the Act [21 U.S.C. 360b(l)(3)(B)(iii)], each report submitted to the FDA must specify “a listing of the target animals...that are specified on the approved label of the product.” However, sponsors are not required to provide a breakdown of sales by individual target animal species. They report sales totals reflecting combined data for all species listed on the approved label; therefore, this summary report does not include summaries of sales by individual animal species.

Some antimicrobial drug applications include approved products that are labeled for use in both food-producing animal species (e.g., cattle and swine) and nonfood-producing animal species (e.g., dogs and cats). As noted above, because product sales and distribution information is not provided to FDA broken out by species, this summary report does not include information indicating what proportion of antimicrobial drugs was sold for use in food-producing animals and what proportion was sold for use in nonfood-producing animals.

III. Protecting Confidential Information

This report is designed to provide useful information to the public while, at the same time, meeting the requirement of section 512(l)(3)(E) of the Act [21 U.S.C. 360b(l)(3)(E)] to report summary data in a manner consistent with protecting both national security and confidential business information. In accordance with statutory requirements designed to protect confidential business information, annual sales and distribution data are summarized by antimicrobial drug class and only those antimicrobial drug classes and other categories with three or more distinct sponsors of approved and actively marketed animal drug products are independently reported. Antimicrobial drug classes with fewer than three distinct sponsors are reported collectively as “Not Independently Reported” (NIR). The number of distinct sponsors in a particular antimicrobial class or other category is determined by two criteria: (1) the sponsor must be named in 21 CFR 510.600 as the holder of an approved application for an animal drug product in that particular class or category on the last day of the annual reporting period, and (2) the sponsor must have actively sold or distributed such animal drug product at some point during that annual reporting period. This same principle is utilized with the representation of any category included in this report.

Occasionally instances arise in which two or more individual pieces of summary data, when viewed together, can be utilized to derive other data that would reveal confidential business information (sometimes referred to as “the mosaic effect”). FDA believes the broad requirement to protect confidential business information means that we cannot independently report summary data that can be used together with summary data presented elsewhere in the report or data already in the public domain to indirectly derive confidential business information. In these instances, to protect the confidential business information that could be revealed by including such summary data, these categories will be reported

collectively as “Other” (e.g., Table 7).

IV. Use of the Summary Information

The totals in this summary report represent sales and distribution data for antimicrobial drugs approved for use in food-producing animals. However, in reviewing this report it is important to keep in mind that there are certain inherent limitations on how the data provided in this report may appropriately be interpreted and used. For example, the sales and distribution data submitted by animal drug sponsors and summarized in this report are not indicative of how these antimicrobial drugs were actually used in animals (e.g., in what species and for what indications). With the exception of medicated feeds and certain drugs that are specifically prohibited from extralabel use (listed in FDA’s regulations at 21 CFR 530.41), veterinarians can legally use approved animal drugs for species and therapeutic indications for which the drugs were not approved. Further, because the majority of antimicrobial drugs used in animal feed are approved for multiple indications, simply knowing that the route of administration for a drug is, for example, by oral means through animal feed cannot, by itself, be used to determine the indication for which the drug was used. As will be further discussed later, some of the antimicrobials included in this summary report are approved for use in both food- and nonfood-producing animals. Many of the applications are approved and labeled for use in multiple species, for multiple indications, and with multiple dosage regimens. In addition, some applications are approved for multiple routes of administration, and as OTC and prescription drugs. Because of all these variations, assumptions cannot be made about actual product use.

Readers might want to compare the information in this summary report with information published elsewhere regarding sales and distribution of antimicrobial drugs for use in humans. However, before making comparisons between human and animal drug sales and distribution data, a number of differences in the circumstances in which antimicrobial drugs are used in human and veterinary medicine must be carefully considered, including:

- The number of humans in the population compared to the much larger number of animals in each of the many animal populations.
- The differences in physical characteristics of humans compared to various animal species (e.g., weight and physiology).
- Duration and dosage of antibacterial drug administration may also vary by indication and, in general, between the various animal species and humans due to differences in physiology.
- As noted above, the available animal sales and distribution data are not reported to the FDA by each use indication and, thus, do not allow the FDA to distinguish between or among the different types of uses. The data, therefore, do not allow a direct comparison of the amounts of antimicrobials sold for certain human uses with those sold for certain animal uses.
- Veterinarians commonly utilize human antimicrobial drugs in their companion animal patients; therefore, amounts presented for certain human antimicrobial drugs may represent some unknown portion sold for use in companion animals.

It is, therefore, difficult to draw definitive conclusions from any direct comparisons between the quantity of antimicrobial drugs sold for use in humans and the quantity sold for use in animals. These points should be carefully considered when interpreting or comparing the data presented in this summary report.

It is also important to note that animal drug sales data represent a summary of the volume of product sold or distributed through various outlets by the manufacturer intended for sale to the end user, not the volume of product ultimately purchased by the end user for administration to animals.

V. Description of Tables and Figures

The information presented in the following tables is based on annual sales and distribution data. Please note that the number of marketed products and associated sponsors may vary from year to year; thus, the categories presented in the tables may also vary from year to year to meet the requirements for protecting confidential business information. Any yearly variations in categories presented may make it difficult to directly compare certain tabular data between reported years. Furthermore, FDA occasionally receives updates or corrections to previously submitted 512(l)(3) data from animal drug sponsors at various times after the March 31 deadline. Therefore, minor variations in tabular data may occur over time depending on when these summary data are generated.

A. Current Reporting Year Sales and Distribution Information

Table 1 – Actively Marketed Antimicrobial Drugs, Listed by Class

Figure 1a – Actively Marketed Antimicrobial Drugs, Reported by Number of Drug Applications

Figure 1b – Actively Marketed Antimicrobial Drugs, Reported by Number of Unique Sponsors

Table 1 provides a list of all antimicrobial active ingredients approved for use in food-producing animals, broken out by antimicrobial drug classes, that were actively marketed during the current reporting year. There are various active ingredients and drug classes that are approved for use in food-producing animals but for which products have not been marketed in any given year for a variety of reasons. (Some have not been marketed for decades.) These non-marketed active ingredients and drug classes are not represented in this table or in the other tables in this summary report. For a listing of all FDA-approved animal drugs, regardless of their marketing status, see “Animal Drugs@FDA” (<http://www.accessdata.fda.gov/scripts/animaldrugsatfda/>) or the in the “Green Book,” (<http://www.fda.gov/AnimalVeterinary/Products/ApprovedAnimalDrugProducts/default.htm>).

Table 1 also identifies those antimicrobial active ingredients and drug classes that are considered to be “medically important” in human medical therapy. The basis of these designations is provided in FDA Guidance for Industry (GFI) #213, which states that all antimicrobial drugs and their associated classes listed in Appendix A of the FDA’s GFI #152 are considered “medically important.” Hyperlinks to these documents can be found at the end of this document.

Conversely, for the purposes of this summary report, antimicrobial active ingredients and drug classes not listed in Appendix A of GFI #152 are considered to be “not currently medically important” in human medical therapy. Some of the active ingredients and drug classes that fall into this category are only used in veterinary medicine, e.g., ionophores, and are not generally associated with antimicrobial resistance issues.

Table 1 also identifies those active ingredients that are components of animal drug applications approved for use in both food-producing animals (e.g., cattle and swine) and nonfood-producing animals (e.g., dogs and cats). While FDA generally no longer approves single products for use in both categories of animals, a limited number of such products still remain on the market. The “medically important” active ingredients associated with applications approved for both food-

and nonfood-producing species include ceftiofur, lincomycin, ampicillin, penicillin, sulfamethazine, and oxytetracycline. Please note that product sales volume for these applications is very small compared to product sales volume for other applications with the same active ingredients that are approved for use solely in food-producing animals.

The two other data compilations associated with Table 1, Figures 1a and 1b, provide additional summary data for classes of antimicrobial drugs approved for use in food-producing animals that were actively marketed in the current reporting year. Figure 1a provides the number of approved animal drug applications for products currently being marketed for each antimicrobial drug class listed in Table 1. The reader should note that some animal drug applications include more than one antimicrobial active ingredient, each of which is normally associated with a different antimicrobial drug class. Because all of the antimicrobial active ingredients included in a multiple-ingredient application are represented in Figure 1a, such applications will be represented more than once. It should also be noted that the number of animal drug applications represented for an antimicrobial active ingredient does not necessarily correlate with the volume of sales and distribution for those active ingredients.

Figure 1b provides the number of distinct sponsors of the approved animal drug applications for products that are currently marketed for each antimicrobial drug class listed in Table 1.

[Observations Current Reporting Year \(2012\): Actively marketed antimicrobial drug sponsors and applications](#)

Table 2 – Domestic/Export Sales and Antimicrobial Drug Class

Figure 2 – Domestic/Export Sales and Antimicrobial Drug Class

Table 2 and Figure 2 provide total annual domestic and export sales and distribution data of antimicrobial active ingredients approved for use in food-producing animals, reported by antimicrobial drug class.

[Observations Current Reporting Year \(2012\): Actively marketed antimicrobial drugs](#)

Table 3 – Domestic Sales: Medical Importance and Antimicrobial Drug Class

Figure 3 – Domestic Sales: Medical Importance and Antimicrobial Drug Class

Table 3 and Figure 3 provide total annual domestic sales and distribution data of antimicrobial drugs approved for use in food-producing animals categorized by: (1) importance in human medical therapy [[see Table 1 discussion on “medical importance”](#)]; and (2) antimicrobial drug class.

[Observations Current Reporting Year \(2012\): Domestic Sales - Medically important antimicrobial drugs and drug class](#)

[Observations Current Reporting Year \(2012\): Domestic Sales - Antimicrobial drugs not currently medically important and drug class](#)

Table 4 – Domestic Sales: Medical Importance and Route of Administration

Figure 4 – Domestic Sales: Medical Importance and Route of Administration

Table 4 and Figure 4 provide data on the total annual domestic sales and distribution of antimicrobial drugs approved for use in food-producing animals categorized by: (1) importance in human medical therapy [[see Table 1 discussion on “medical importance”](#)]; and (2) route of administration.

[Observations Current Reporting Year \(2012\): Domestic Sales - Medically important antimicrobial drugs and route of administration](#)

[Observations Current Reporting Year \(2012\): Domestic Sales - Antimicrobial drugs not currently medically important and route of administration](#)

Table 5 – Domestic Sales: Medical Importance and Indications

Figure 5 – Domestic Sales: Medical Importance and Indications

Table 5 and Figure 5 provide total annual domestic sales and distribution data of antimicrobial drugs approved for use in food-producing animals categorized by: (1) importance in human medical therapy [[see Table 1 discussion on “medical importance”](#)]; and (2) approved label indications. Indications are either therapeutic (e.g., treatment, prevention, or control of disease) or for production (e.g., increased weight gain or improved feed efficiency). Please note that most products approved for production indications are also approved for therapeutic indications.

[Observations Current Reporting Year \(2012\): Domestic Sales - Medically important antimicrobial drugs and indications](#)

[Observations Current Reporting Year \(2012\): Domestic Sales - Antimicrobial drugs not currently medically important and indications](#)

Table 6 – Domestic Sales: Medical Importance and Dispensing Status

Figure 6 – Domestic Sales: Medical Importance and Dispensing Status

Table 6 and Figure 6 provide total annual domestic sales and distribution data of antimicrobial drugs approved for use in food-producing animals categorized by: (1) importance in human medical therapy [[see Table 1 discussion on “medical importance”](#)]; and (2) dispensing status (i.e., prescription, OTC, or VFD). A prescription product requires a valid prescription order from a licensed veterinarian to be dispensed. An OTC product can be dispensed to anyone without an order from a veterinarian. Under 21 CFR 558.3(a)(6), a VFD drug is a drug provided through feed that requires a written statement from a veterinarian in the context of a valid veterinarian-client-patient relationship in order to be dispensed. Certain applications are approved with both a prescription and OTC dispensing status (Rx/OTC).

[Observations Current Reporting Year \(2012\): Domestic Sales - Medically important antimicrobial drugs and dispensing status](#)

[Observations Current Reporting Year \(2012\): Domestic Sales - Antimicrobial drugs not currently medically important and dispensing status](#)

Table 7 – Domestic Sales: Medical Importance, Route of Administration, and Drug Class

Figure 7 – Domestic Sales: Medical Importance, Route of Administration, and Drug Class

Table 7 and Figure 7 provide total annual domestic sales and distribution data of antimicrobial drugs approved for use in food-producing animals categorized by: (1) importance in human medical therapy [[see Table 1 discussion on “medical importance”](#)]; (2) route of administration; and (3) antimicrobial drug class. In effect, Table 7 and Figure 7 provide another level of stratification (i.e., antimicrobial drug class) than provided in Table 4 and Figure 4. Given the requirement in section 512(l)(3) of the Act [21 U.S.C. 360b(l)(3)] for FDA to protect confidential business information, this additional stratification by antimicrobial drug class necessitates that the number of categories reported out for route of administration is fewer compared to those reported out in Table 4.

[Observations Current Reporting Year \(2012\): Domestic Sales - Medically important antimicrobial drugs by route of administration and drug class](#)

[Observations Current Reporting Year \(2012\): Domestic Sales - Antimicrobial drugs not currently medically important by route of administration and drug class](#)

B. Multi-Year Trends of Sales and Distribution Information

The purpose of the multi-year trend information is to demonstrate patterns or trends of the sales and distribution of antimicrobial drugs approved for use in food-producing animals over time. It should be noted that from year to year, various categories may expand or combine as the number of sponsors in any given category go above or below three, the number considered critical for protecting confidential business information.

Figure 8a – Domestic Sales: Actively Marketed Antimicrobial Drugs, Reported by Number of Drug Applications

Figure 8b – Domestic Sales: Actively Marketed Antimicrobial Drugs, Reported by Number of Unique Sponsors

These figures provide information regarding domestic sales and distribution of antimicrobial drugs approved for use in food-producing animals for multiple years in the same manner as described in Figures 1a and 1b. Figure 8a provides the number of approved animal drug applications for products marketed in each reported year for every antimicrobial drug class listed in Table 1 of that year’s Summary Report. The reader should note that some animal drug applications include more than one active ingredient. These applications are commonly referred

to as “combination” applications. Some combination applications contain more than one antimicrobial active ingredient, each of which is normally associated with a different antimicrobial drug class. Because all of the antimicrobial active ingredients included in a multiple-ingredient application are represented in Figure 8a, such applications will be represented more than once. It should also be noted that the number of animal drug applications represented for an antimicrobial active ingredient does not necessarily correlate with the volume of sales and distribution for those active ingredients.

Figure 8b provides the number of distinct sponsors of the approved animal drug applications for products marketed in each reported year for every antimicrobial drug class listed in Table 1 of that year’s Summary Report.

[Multi-Year Trends \(2009-2012\): Domestic Sales - Actively marketed antimicrobial drug sponsors and applications](#)

Table 9 – Domestic/Export Sales and Antimicrobial Drug Class

Figure 9 – Domestic/Export Sales and Antimicrobial Drug Class

This table and figure provide total annual domestic and export sales and distribution data of antimicrobial drugs approved for use in food-producing animals for multiple years in the same manner as described in Table 2 and Figure 2 (i.e., categorized by: (1) importance in human medical therapy [[see Table 1 discussion on “medical importance”](#)]; and (2) antimicrobial drug class).

[Multi-Year Trends \(2009-2012\): Domestic Sales - Actively marketed antimicrobial drugs](#)

Table 10 – Domestic Sales: Medical Importance and Antimicrobial Drug Class

Figure 10 – Domestic Sales: Medical Importance and Antimicrobial Drug Class

This table and figure provide total annual domestic sales and distribution data of antimicrobial drugs approved for use in food-producing animals for multiple years in the same manner as described in Table 3 and Figure 3 (i.e., categorized by: (1) importance in human medical therapy [[see Table 1 discussion on “medical importance”](#)]; and (2) antimicrobial drug class).

[Multi-Year Trends \(2009-2012\): Medically important antimicrobial drugs and drug class](#)

[Multi-Year Trends \(2009-2012\): Antimicrobial drugs not currently medically important and drug class](#)

Table 11a – Domestic Sales: Medical Importance and Route of Administration

Figure 11a – Domestic Sales: Medical Importance and Route of Administration

Table 11b – Percentages of Domestic Sales: Medical Importance and Route of Administration

Figure 11b – Percentages of Domestic Sales: Medical Importance and Route of Administration

These tables and figures provide total annual domestic sales and distribution data of antimicrobial drugs approved for use in food-producing animals for multiple years in the same manner as described in Table 4 and Figure 4 (i.e., categorized by: (1) importance in human medical therapy [see Table 1 discussion on “medical importance”]; and (2) route of administration). They also provide data on the relative percentage of domestic sales and distribution data of medically important antimicrobial drugs approved for use in food-producing animals for multiple years broken out by route of administration.

[Multi-Year Trends \(2009-2012\): Domestic Sales - Medically important antimicrobials and route of administration](#)

[Multi-Year Trends \(2009-2012\): Domestic Sales - Antimicrobials not currently medically important and route of administration](#)

Table 12a – Domestic Sales: Medical Importance and Indications

Figure 12a – Domestic Sales: Medical Importance and Indications

Table 12b – Percentages of Domestic Sales: Medical Importance and Indications

Figure 12b – Percentages of Domestic Sales: Medical Importance and Indications

These tables and figures provide total annual domestic sales and distribution data of antimicrobial drugs approved for use in food-producing animals for multiple years in the same manner as described in Table 5 and Figure 5 (i.e., categorized by: (1) importance in human medical therapy [see Table 1 discussion on “medical importance”]; and (2) approved label indications). They also provide data on the relative percentage of domestic sales and distribution data of medically important antimicrobial drugs approved for use in food-producing animals for multiple years broken out by approved label indications. Indications are either therapeutic (e.g., treatment, prevention, or control of disease) or for production (e.g., increased weight gain or improved feed efficiency). Please note that most products approved for production indications are also approved for therapeutic indications.

[Multi-Year Trends \(2009-2012\): Domestic Sales - Medically important antimicrobials and indications](#)

[Multi-Year Trends \(2009-2012\): Domestic Sales - Antimicrobials not currently medically important and indications](#)

Table 13a – Domestic Sales: Medical Importance and Dispensing Status

Figure 13a – Domestic Sales: Medical Importance and Dispensing Status

Table 13b – Percentages of Domestic Sales: Medical Importance and Dispensing Status

Figure 13b – Percentages of Domestic Sales: Medical Importance and Dispensing Status

These tables and figures provide total annual domestic sales and distribution data of antimicrobial drugs approved for use in food-producing animals for multiple years in the same manner as described in Table 6 and Figure 6 (i.e., categorized by: (1) importance in human medical therapy [see Table 1 discussion on “medical importance”]; and (2) dispensing status (i.e., prescription, OTC, or VFD)). They also provide data on the relative percentage of domestic sales and distribution data of medically important antimicrobial drugs approved for use in food-producing animals for multiple years broken out by dispensing status. A prescription product requires a valid prescription order from a licensed veterinarian to be dispensed. An OTC product can be dispensed to anyone without an order from a veterinarian. Under 21 CFR 558.3(a)(6), a VFD drug is a drug provided through feed that requires a written statement from a veterinarian in the context of a valid veterinarian-client-patient relationship in order to be dispensed. Certain applications are approved with both a prescription and OTC dispensing status (Rx/OTC).

[Multi-Year Trends \(2009-2012\): Domestic Sales - Medically important antimicrobials and dispensing status](#)

[Multi-Year Trends \(2009-2012\): Domestic Sales - Antimicrobials not currently medically important and dispensing status](#)

Table 14 – Domestic Sales: Medical Importance, Route of Administration, and Drug Class

Figure 14 – Domestic Sales: Medical Importance, Route of Administration, and Drug Class

This table and figure provide total annual domestic sales and distribution data of antimicrobial drugs approved for use in food-producing animals for multiple years in the same manner as described in Table 7 and Figure 7 (i.e., categorized by: (1) importance in human medical therapy [see Table 1 discussion on “medical importance”]; (2) route of administration; and (3) antimicrobial drug class).

[Multi-Year Trends \(2009-2012\): Domestic Sales - Medically important antimicrobials by route of administration and drug class](#)

[Multi-Year Trends \(2009-2012\): Domestic Sales - Antimicrobials not currently medically important by route of administration and drug class](#)

VI. Sales and Distribution Observations

A. Current Reporting Year (2012)

In 2012, there were 23 sponsors of 141 approved new animal drug applications for antimicrobials actively marketed for use in food-producing animals ([Table 1](#), [Figure 1a](#), and [Figure 1b](#)).

In 2012, sales and distribution (domestic and export) of antimicrobials approved for use in food-producing animals was approximately 14.8 million kilograms. Domestic sales and distribution of antimicrobials approved for use in food-producing animals were approximately 14.6 million kilograms (approximately 99%), and export sales were approximately 139 thousand kilograms (< 1%) ([Table 2](#) and [Figure 2](#)). Tetracyclines accounted for 41% and ionophores for 31% of domestic sales. Because of confidentiality constraints, export sales and distribution data for antimicrobials approved for use in food-producing animals cannot be further reported.

1. Domestic sales and distribution of antimicrobials not currently medically important

In 2012, domestic sales and distribution of antimicrobials that are not currently medically important (NCMI) accounted for 39% of the domestic sales of all antimicrobials approved for use in food-producing animals; 80% of these were ionophores. Because of confidentiality constraints, sales and distribution data for other drug classes of NCMI antimicrobials approved for use in food-producing animals cannot be further reported ([Table 3](#) and [Figure 3](#)).

Because of confidentiality constraints, sales and distribution data for NCMI antimicrobials approved for use in food-producing animals cannot be further reported by route of administration ([Table 4](#) and [Figure 4](#)).

Because of confidentiality constraints, FDA cannot provide sales and distribution data for products labeled solely for production indications; therefore, products labeled for either production indications only or for both production and therapeutic indications are combined into a single category. In 2012, domestic sales and distribution of NCMI antimicrobials that are approved for use in food-producing animals and are labeled solely for production indications or for both production and therapeutic indications accounted for 69% of the domestic sales of all NCMI antimicrobials approved for use in food-producing animals. In 2012, domestic sales and distribution of NCMI antimicrobials that are approved for use in food-producing animals and are labeled solely for therapeutic indications accounted for 31% of the domestic sales of all NCMI antimicrobials approved for use in food-producing animals ([Table 5](#) and [Figure 5](#)).

In 2012, domestic sales and distribution of NCMI antimicrobials that are approved for use in food-producing animals labeled with an OTC dispensing status accounted for 39% of the domestic sales of all antimicrobials for use in food-producing animals (100% of NCMI antimicrobials that are approved for use in food-producing animals). There are no NCMI antimicrobials that are approved for use in food-producing animals labeled with an Rx or VFD dispensing status ([Table 6](#) and [Figure 6](#)).

Because of confidentiality constraints, sales and distribution data for NCMI antimicrobials approved for use in food-producing animals cannot be broken out by route of administration and drug class ([Table 7](#) and [Figure 7](#)).

2. Domestic sales and distribution of medically important antimicrobials

In 2012, domestic sales and distribution of medically important antimicrobials accounted for 61% of the domestic sales of all antimicrobials approved for use in food-producing animals. Of these sales, tetracyclines accounted for 67%, penicillins for 11%, macrolides for 7%, sulfonamides for 6%, aminoglycosides for 3%, lincosamides for 2%, and cephalosporins for less than 1%. Because of confidentiality constraints, sales and distribution data for other drug classes of medically important antimicrobials approved for use in food-producing animals cannot be further reported ([Table 3](#) and [Figure 3](#)).

Because of confidentiality constraints, FDA cannot provide sales and distribution data separately for products administered orally and topically; therefore, products approved for oral or topical means of administration have been combined into a single category. In 2012, domestic sales and distribution of medically important antimicrobials approved for use in food-producing animals administered in feed accounted for 70% of the domestic sales of all medically important antimicrobials for use in food-producing animals, while products administered by water accounted for 24%. Domestic sales and distribution of products administered by means of injection, intramammary, oral and topical accounted for approximately 6% of the domestic sales of all medically important antimicrobials for use in food-producing animals ([Table 4](#) and [Figure 4](#)).

Because of confidentiality constraints, FDA cannot provide sales and distribution data for products labeled solely for production indications; therefore, products labeled for either production indications only or for both production and therapeutic indications are combined into a single category. In 2012, domestic sales and distribution of medically important antimicrobials that are approved for use in food-producing animals and are labeled solely for production indications or for both production and therapeutic indications accounted for 68% of the domestic sales of all medically important antimicrobials approved for use in food-producing animals. In 2012, domestic sales and distribution of medically important antimicrobials that are approved for use in food-producing animals and are labeled solely for therapeutic indications accounted for 32% of the domestic sales of all medically important antimicrobials approved for use in food-producing animals ([Table 5](#) and [Figure 5](#)).

Because of confidentiality constraints, FDA cannot provide sales and distribution data for products labeled with VFD dispensing status; therefore, products labeled with either a VFD dispensing status or Rx dispensing status are combined into a single category. We can provide sales and distribution data for products approved with an OTC dispensing status. In 2012, domestic sales and distribution of medically important antimicrobials approved for use in food-producing animals labeled with solely an OTC dispensing status accounted for 97% of the domestic sales of all medically important antimicrobials for use in food-producing animals ([Table 6](#) and [Figure 6](#)).

In 2012, tetracyclines administered by feed accounted for 57% of domestic sales and distribution of medically important antimicrobials approved for use in food-producing

animals, sulfas for 1%, and all other medically important antimicrobials for 12%. In 2012, tetracyclines administered by water accounted for 9% of domestic sales and distribution of medically important antimicrobials approved for use in food-producing animals, penicillins for 8%, sulfas for 3%, aminoglycosides for 2%, lincosamides for less than 1%, and all other medically important antimicrobials for less than 1%. Because of confidentiality constraints, FDA cannot provide sales and distribution data separately for medically important antimicrobial drug products broken out by other routes of administration and drug class ([Table 7](#) and [Figure 7](#)).

B. Multi-Year Trends (2009-2012)

This 2012 summary report differs from summary reports for previous calendar years in that it includes multiple years of domestic sales and distribution data of actively marketed antimicrobial drugs, as well as observations on the changes in the sales and distribution of the subject drugs for the period from 2009 through 2012.

From 2009 through 2012, the number of animal drug sponsors of approved new animal drug applications for antimicrobials actively marketed for use in food-producing animals declined from 25 to 23. The number of approved new animal drug applications for antimicrobials actively marketed for use in food-producing animals declined from 157 to 141 ([Figure 8a](#) and [Figure 8b](#)).

From 2009 through 2012, sales and distribution (domestic and export) of antimicrobials approved for use in food-producing animals increased by 15%. From 2009 through 2012, domestic sales and distribution of antimicrobials approved for use in food-producing animals increased by 16%. From 2009 through 2012, export sales and distribution of antimicrobials approved for use in food-producing animals decreased by 31%; however, it should be noted that export sales are a small fraction of the total sales of such antimicrobials ([Table 9](#) and [Figure 9](#)). Because of confidentiality constraints, export sales and distribution data for antimicrobials approved for use in food-producing animals cannot be further reported.

1. Domestic sales and distribution of antimicrobials not currently medically important

From 2009 through 2012, domestic sales and distribution of antimicrobials approved for use in food-producing animals that are not currently medically important (NCMI) increased by 17%. This overall increase reflects a 22% increase in sales and distribution of ionophores. Because of confidentiality constraints, FDA cannot provide sales and distribution data separately for NCMI antimicrobial drug products broken out by other drug classes ([Table 10](#) and [Figure 10](#)).

Because of confidentiality constraints, sales and distribution data for NCMI antimicrobials approved for use in food-producing animals cannot be further reported by route of administration ([Table 11a](#) and [Figure 11a](#)).

Because of confidentiality constraints, FDA cannot provide sales and distribution data for products labeled solely for production indications; therefore, products labeled for either production indications only or for both production and therapeutic indications are

combined into a single category. From 2009 through 2012, the percentage of domestic sales and distribution of NCMI antimicrobials that are approved for use in food-producing animals and are labeled solely for production indications or for both production and therapeutic indications increased by 11%. From 2009 through 2012 the percentage of domestic sales and distribution of NCMI antimicrobials that are approved for use in food-producing animals and are labeled solely for therapeutic indications increased by 31% ([Table 12a](#) and [Figure 12a](#)).

From 2009 through 2012, the percentage of domestic sales and distribution of NCMI that are approved for use in food-producing animals labeled with an OTC dispensing status increased by 17%. There are no NCMI antimicrobials that are approved for use in food-producing animals labeled with an Rx or VFD dispensing status ([Table 13a](#) and [Figure 13a](#)).

Because of confidentiality constraints, sales and distribution data for NCMI antimicrobials approved for use in food-producing animals cannot be broken out by route of administration and drug class ([Table 14](#) and [Figure 14](#)).

2. Domestic sales and distribution of medically important antimicrobials

From 2009 through 2012, domestic sales and distribution of medically important antimicrobials approved for use in food-producing animals increased by 16% ([Table 10](#) and [Figure 10](#)). During this period, domestic sales and distribution of medically important antimicrobials administered by water increased from 19% to 24% of the domestic sales of all medically important antimicrobials approved for use in food-producing animals, while sales of products administered by feed decreased from 74% to 70%. Also during this same period, the percentage of medically important antimicrobials labeled solely for therapeutic indications increased from 28% to 32% of the domestic sales of all medically important antimicrobials approved for use in food-producing animals.

Domestic sales and distribution of medically important antimicrobials by route of administration and drug class¹

From 2009 through 2012, domestic sales and distribution of tetracycline products approved for use in food-producing animals increased by 13% ([Table 10](#) and [Figure 10](#)). This overall increase reflects an 11% increase in sales and distribution of tetracyclines administered by feed, a 36% increase for tetracyclines administered by water, and a 6% decrease for tetracyclines administered by other routes ([Table 14](#) and [Figure 14](#)). During the same period, the number of actively marketed tetracycline products for use in food-producing animals decreased from 41 to 33 ([Figure 8a](#)), and the number of unique sponsors of these products decreased from 13 to 9 ([Figure 8b](#)).

From 2009 through 2012, domestic sales and distribution of penicillin products approved for use in food-producing animals increased by 40% ([Table 10](#) and [Figure 10](#)). This overall increase reflects a 68% increase in sales and distribution of penicillins

¹ With the exception of aminoglycosides, all classes of antimicrobials discussed in this section include antimicrobial drug applications which are approved and labeled for use in both food-producing animals (e.g., cattle and swine) and nonfood-producing animals (e.g., dogs and cats).

administered by water ([Table 14](#) and [Figure 14](#)). Changes in sales and distribution of penicillin administered by other routes cannot be reported because of confidentiality constraints. During the same period, the number of actively marketed penicillin products for use in food-producing animals decreased from 23 to 21 ([Figure 8a](#)), and the number of unique drug sponsors of these products decreased from 11 to 9 ([Figure 8b](#)).

From 2009 through 2012, domestic sales and distribution of macrolide products approved for use in food-producing animals increased by 10% ([Table 10](#) and [Figure 10](#)). This overall increase in sales and distribution of macrolides cannot be further reported by routes of administration because of confidentiality constraints ([Table 14](#) and [Figure 14](#)). During the same period, the number of actively marketed macrolide products for use in food-producing animals increased from 10 to 15 ([Figure 8a](#)), and the number of unique drug sponsors of these products increased from 5 to 8 ([Figure 8b](#)).

From 2009 through 2012, domestic sales and distribution of sulfonamide (sulfa) products approved for use in food-producing animals did not appreciably change ([Table 10](#) and [Figure 10](#)). (Sulfa sales and distribution decreased in 2011, but returned to previous levels in 2012.) Over this period, there was a 20% decrease in sales and distribution of sulfas administered by feed and a 7% increase for sulfas administered by water ([Table 14](#) and [Figure 14](#)). During the same period, the number of actively marketed sulfa products for use in food-producing animals decreased from 27 to 22 ([Figure 8a](#)), and the number of unique drug sponsors of these products decreased from 11 to 9 ([Figure 8b](#)).

From 2009 through 2012, domestic sales and distribution of aminoglycoside products approved for use in food-producing animals increased by 23% ([Table 10](#) and [Figure 10](#)). This overall increase reflects a 39% increase in sales and distribution of aminoglycosides administered by water ([Table 14](#) and [Figure 14](#)). Changes in sales and distribution of aminoglycosides administered by other routes cannot be reported because of confidentiality constraints. During the same period, the number of actively marketed aminoglycoside products for use in food-producing animals decreased from 22 to 17 ([Figure 8a](#)), and the number of unique drug sponsors of these products decreased from 12 to 9 ([Figure 8b](#)).

From 2009 through 2012, domestic sales and distribution of lincosamide products approved for use in food-producing animals increased by 134% ([Table 9](#) and [Figure 9](#)). This overall increase reflects a 188% increase in sales and distribution of lincosamides administered by water ([Table 14](#) and [Figure 14](#)). Changes in sales and distribution of lincosamides administered by other routes cannot be reported because of confidentiality constraints. During the same period, the number of actively marketed lincosamide products for use in food-producing animals decreased from 15 to 12 ([Figure 8a](#)), and the number of unique drug sponsors of these products decreased from 7 to 5 ([Figure 8b](#)).

From 2009 through 2012, domestic sales and distribution cephalosporin products approved for use in food-producing animals increased by 37% ([Table 10](#) and [Figure 10](#)). This overall increase in sales and distribution of cephalosporins cannot be further reported by routes of administration because of confidentiality constraints ([Table 14](#) and [Figure 14](#)). During the same period, the number of actively marketed cephalosporin products for use in food-producing animals decreased from 10 to 9 ([Figure 8a](#)), and the number of unique drug sponsors remained the same at 3 ([Figure 8b](#)).

Domestic sales and distribution of medically important antimicrobials by route of administration

Because of confidentiality constraints, FDA cannot provide sales and distribution data separately for products administered orally and topically; therefore, products approved for oral or topical means of administration have been combined into a single category. From 2009 through 2012, the percentage of domestic sales and distribution of medically important antimicrobials approved for use in food-producing animals administered by water increased from 19% to 24%, while products administered by feed decreased from 74% to 70%. The percentage of domestic sales and distribution of products administered by means of injection, intramammary, oral and topical remained relatively unchanged ([Table 11b](#) and [Figure 11b](#)).

Domestic sales and distribution of medically important antimicrobials by indication

Because of confidentiality constraints, FDA cannot provide sales and distribution data for products labeled solely for production indications; therefore, products labeled for either production indications only or for both production and therapeutic indications are combined into a single category. From 2009 through 2012, the percentage of domestic sales and distribution of medically important antimicrobials approved for use in food-producing animals labeled solely for production indications or for both production and therapeutic indication decreased from 72% to 68%. From 2009 through 2012 the percentage of domestic sales and distribution of medically important antimicrobial approved for use in food-producing animals labeled solely for therapeutic indications increased from 28% to 32% ([Table 12b](#) and [Figure 12b](#)).

Domestic sales and distribution of medically important antimicrobials by dispensing status

Because of confidentiality constraints, FDA cannot provide sales and distribution data for products labeled with VFD dispensing status; therefore, products labeled with either a VFD dispensing status or Rx dispensing status are combined into a single category. The summary report does provide sales and distribution data for products approved with an OTC dispensing status. From 2009 through 2012, the percentage of domestic sales and distribution of medically important antimicrobials approved for use in food-producing animals labeled solely with an OTC dispensing status did not appreciably change, going from 98% to 97% ([Table 13b](#) and [Figure 13b](#)).

TABLE 1

**ANTIMICROBIAL DRUG CLASSES AND ACTIVE INGREDIENTS
APPROVED FOR USE IN FOOD-PRODUCING ANIMALS¹
ACTIVELY MARKETED IN 2012**

Aminocoumarins (NCMI)³

Novobiocin

Aminoglycosides (MI)²

Dihydrostreptomycin

Gentamicin

Neomycin

Spectinomycin

Amphenicols (MI)²

Florfenicol

Cephalosporins (MI)²

Ceftiofur¹

Cephapirin

Diaminopyrimidines (MI)²

Ormetoprim

Fluoroquinolones (MI)²

Danofloxacin

Enrofloxacin

Glycolipids (NCMI)³

Bambermycins

Ionophores (NCMI)³

Laidlomycin

Lasalocid

Monensin

Narasin

Salinomycin

Lincosamides (MI)²

Lincomycin¹

Pirlimycin

Macrolides (MI)²

Erythromycin¹

Gamithromycin

Tildipirosin⁴

Tilmicosin

Tulathromycin

Tylosin

Tylvalosin⁴

Penicillins (MI)²

Amoxicillin

Ampicillin¹

Cloxacillin

Penicillin¹

Pleuromutilins (NCMI)³

Tiamulin

Polypeptides (NCMI)³

Bacitracin

Quinoxalines (NCMI)³

Carbadox

Streptogramins (MI)²

Virginiamycin

Sulfonamides (Sulfas) (MI)²

Sulfadimethoxine

Sulfamerazine

Sulfamethazine¹

Sulfaquinoxaline

Tetracyclines (MI)²

Chlortetracycline¹

Oxytetracycline

Tetracycline

¹ Includes antimicrobial drug applications which are approved and labeled for use in both food-producing animals (e.g., cattle and swine) and nonfood-producing animals (e.g., dogs and cats).

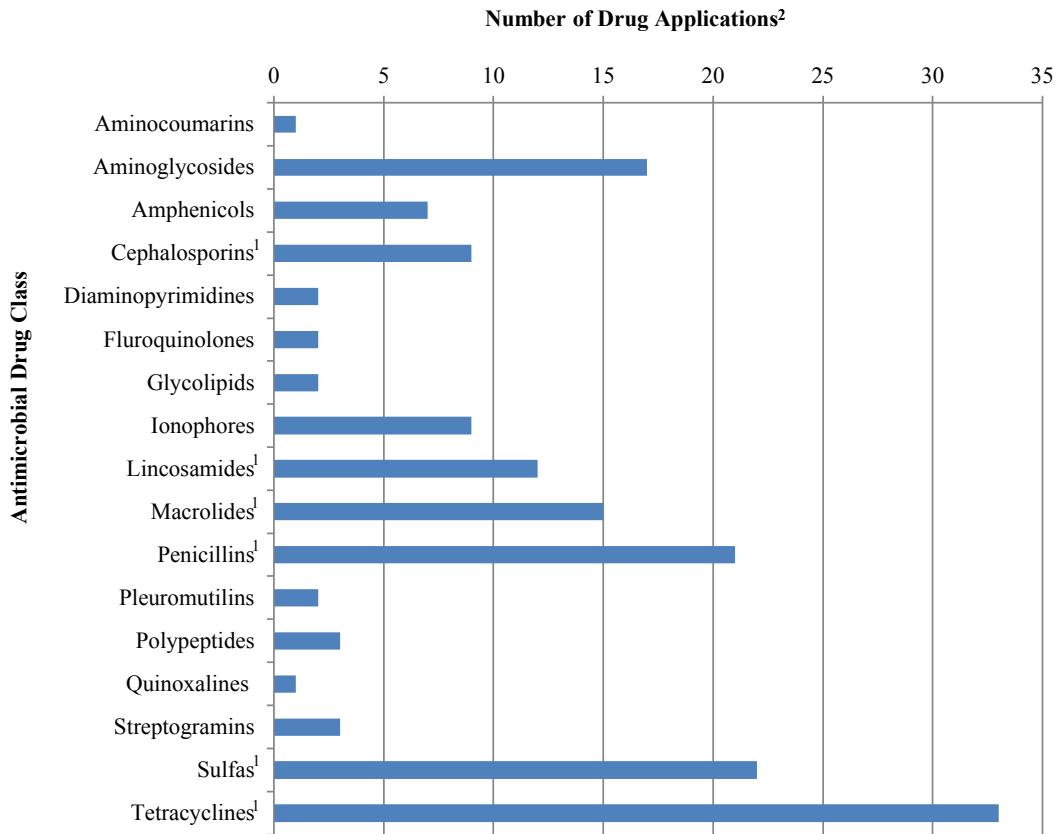
² Guidance for Industry #213 states that all antimicrobial drugs and their associated classes listed in Appendix A of FDA's Guidance for Industry #152 are considered "medically important" in human medical therapy.

³ NCMI = Not Currently Medically Important. Refers to any antimicrobial class not currently listed in Appendix A of FDA's Guidance for Industry #152.

⁴ Active ingredient not marketed in previous year (2011) for use in food-producing animals.

FIGURE 1a

**ANTIMICROBIAL DRUG CLASSES
APPROVED FOR USE IN FOOD-PRODUCING ANIMALS¹
ACTIVELY MARKETED IN 2012 (DOMESTIC SALES)
NUMBER OF DRUG APPLICATIONS²**

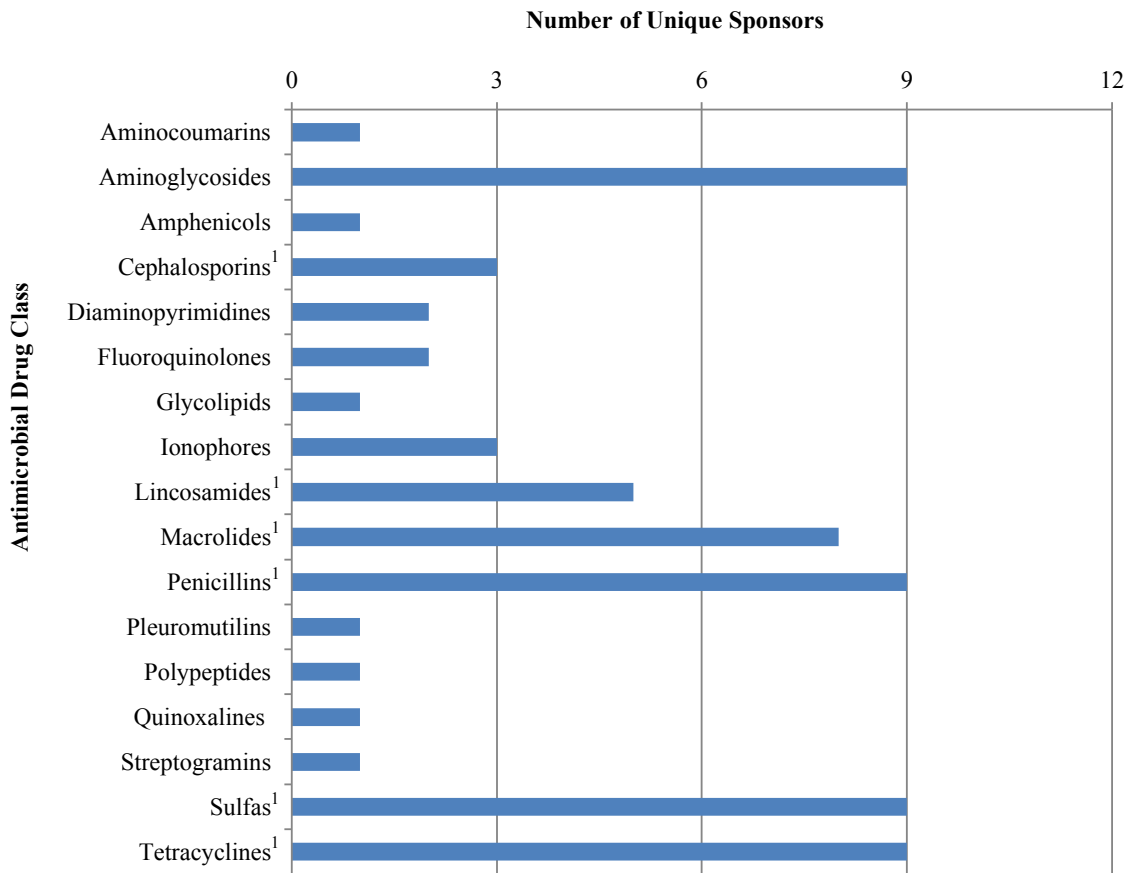


¹ Includes antimicrobial drug applications which are approved and labeled for use in both food-producing animals (e.g., cattle and swine) and nonfood-producing animals (e.g., dogs and cats).

² Some drug applications contain multiple active ingredients; therefore, drug applications containing more than one antimicrobial active ingredient may be represented more than once.

FIGURE 1b

**ANTIMICROBIAL DRUG CLASSES
APPROVED FOR USE IN FOOD-PRODUCING ANIMALS¹
ACTIVELY MARKETED IN 2012 (DOMESTIC SALES)
NUMBER OF UNIQUE SPONSORS**



¹ Includes antimicrobial drug applications which are approved and labeled for use in both food-producing animals (e.g., cattle and swine) and nonfood-producing animals (e.g., dogs and cats).

TABLE 2

ANTIMICROBIAL DRUGS APPROVED FOR USE IN FOOD-PRODUCING ANIMALS¹
 ACTIVELY MARKETED IN 2012
 SALES AND DISTRIBUTION DATA
 REPORTED BY DRUG CLASS

	Drug Class	Annual Totals (kg)²	% Subtotal	% Grand Total
<u>Domestic</u>	<i>Aminoglycosides</i>	273,536	2%	2%
	<i>Cephalosporins⁴</i>	27,654	<1%	<1%
	<i>Ionophores</i>	4,573,795	31%	31%
	<i>Lincosamides⁴</i>	218,140	1%	1%
	<i>Macrolides⁴</i>	616,274	4%	4%
	<i>Penicillins⁴</i>	965,196	7%	7%
	<i>Sulfas⁴</i>	493,514	3%	3%
	<i>Tetracyclines⁴</i>	5,954,361	41%	40%
	<i>NIR⁴</i>	1,495,959	10%	10%
	<i>Subtotal</i>	<i>14,618,428</i>	<i>100%</i>	<i>99%</i>
<u>Export³</u>	<i>NIRE^{4,5}</i>	139,173		<1%
<i>Grand Total</i>		<i>14,757,601</i>		<i>100%</i>

¹ Includes antimicrobial drug applications which are approved and labeled for use in both food-producing animals (e.g., cattle and swine) and nonfood-producing animals (e.g., dogs and cats).

² kg = kilogram of active ingredient. Antimicrobials which were reported in International Units (IU) (e.g., Penicillins) were converted to kg. Antimicrobial class includes drugs of different molecular weights, with some drugs reported in different salt forms.

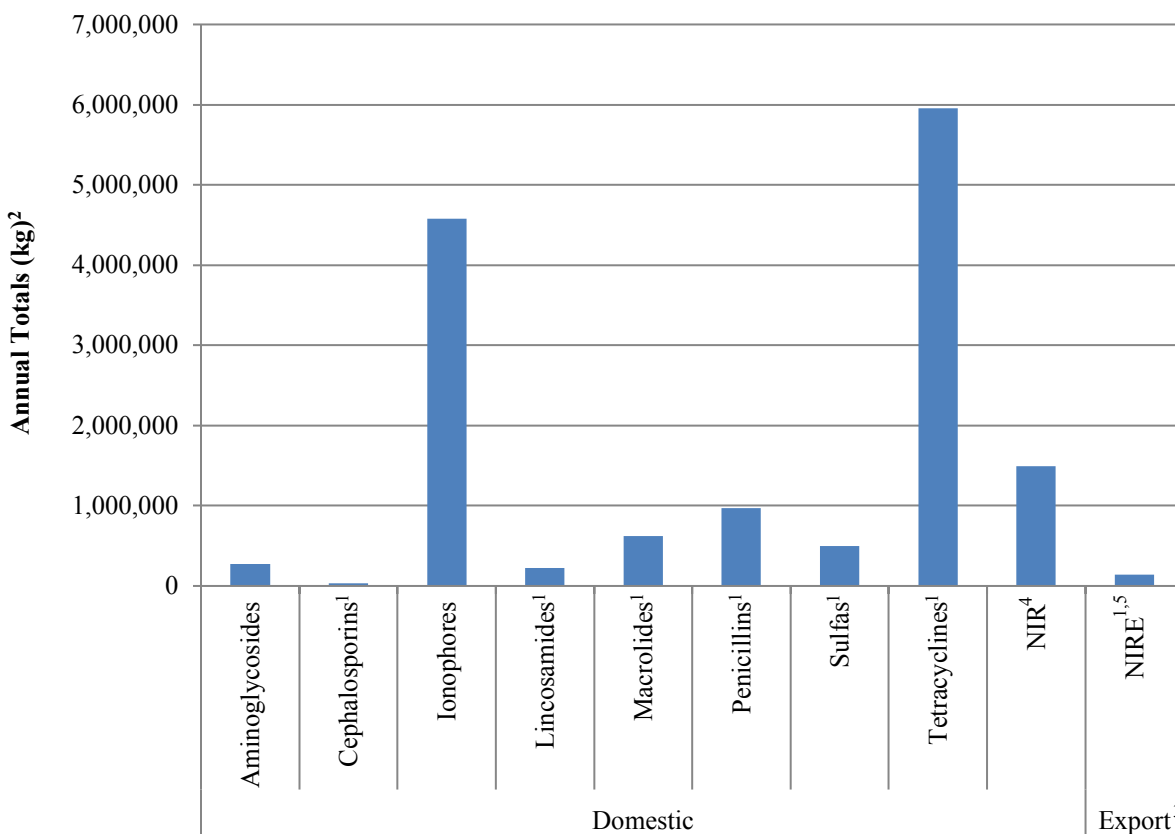
³ Only includes exports of FDA-approved, US-labeled antimicrobial drugs approved for use in food-producing animals.

⁴ NIR = Not Independently Reported. Antimicrobial classes for which there were fewer than three distinct sponsors actively marketing products domestically are not independently reported. These classes include the following: Aminocoumarins, Amphenicols, Diaminopyrimidines, Fluoroquinolones, Glycolipids, Pleuromutilins, Polypeptides, Quinoxalines, and Streptogramins.

⁵ NIRE = Not Independently Reported Export. Antimicrobial classes for which there were fewer than three distinct sponsors exporting products are not independently reported. These classes include the following: Aminoglycosides, Amphenicols, Cephalosporins, Diaminopyrimidines, Ionophores, Macrolides, Penicillins, Sulfas, and Tetracyclines.

FIGURE 2

**ANTIMICROBIAL DRUGS APPROVED FOR USE IN FOOD-PRODUCING ANIMALS¹
ACTIVELY MARKETED IN 2012
SALES AND DISTRIBUTION DATA
REPORTED BY DRUG CLASS**



Domestic/Export³ and Drug Class

¹ Includes antimicrobial drug applications which are approved and labeled for use in both food-producing animals (e.g., cattle and swine) and nonfood-producing animals (e.g., dogs and cats).

² kg = kilogram of active ingredient. Antimicrobials which were reported in International Units (IU) (e.g., Penicillins) were converted to kg. Antimicrobial class includes drugs of different molecular weights, with some drugs reported in different salt forms.

³ Only includes exports of FDA-approved, US-labeled antimicrobial drugs approved for use in food-producing animals.

⁴ NIR = Not Independently Reported. Antimicrobial classes for which there were fewer than three distinct sponsors actively marketing products domestically are not independently reported. These classes include the following: Aminocoumarins, Amphenicols, Diaminopyrimidines, Fluoroquinolones, Glycolipids, Pleuromutilins, Polypeptides, Quinoxalines, and Streptogramins.

⁵ NIRE = Not Independently Reported Export. Antimicrobial classes for which there were fewer than three distinct sponsors exporting products are not independently reported. These classes include the following: Aminoglycosides, Amphenicols, Cephalosporins, Diaminopyrimidines, Ionophores, Macrolides, Penicillins, Sulfas, and Tetracyclines.

TABLE 3

ANTIMICROBIAL DRUGS APPROVED FOR USE IN FOOD-PRODUCING ANIMALS¹
 ACTIVELY MARKETED IN 2012
 DOMESTIC SALES AND DISTRIBUTION DATA
 REPORTED BY MEDICAL IMPORTANCE AND DRUG CLASS

	Drug Class	Annual Totals (kg)²	% Subtotal	% Grand Total
<u>Medically Important³</u>	<i>Aminoglycosides</i>	273,536	3%	2%
	<i>Cephalosporins⁴</i>	27,654	<1%	<1%
	<i>Lincosamides⁴</i>	218,140	2%	1%
	<i>Macrolides⁴</i>	616,274	7%	4%
	<i>Penicillins⁴</i>	965,196	11%	7%
	<i>Sulfas⁴</i>	493,514	6%	3%
	<i>Tetracyclines⁴</i>	5,954,361	67%	41%
	<i>NIR⁵</i>	344,428	4%	2%
	<i>Subtotal</i>	8,893,101	100%	61%
<u>Not Currently Medically Important⁴</u>	<i>Ionophores</i>	4,573,795	80%	31%
	<i>NIR⁶</i>	1,151,532	20%	8%
	<i>Subtotal</i>	5,725,327	100%	39%
<i>Grand Total</i>		14,618,428		100%

¹ Includes antimicrobial drug applications which are approved and labeled for use in both food-producing animals (e.g., cattle and swine) and nonfood-producing animals (e.g., dogs and cats).

² kg = kilogram of active ingredient. Antimicrobials which were reported in International Units (IU) (e.g., Penicillins) were converted to kg. Antimicrobial class includes drugs of different molecular weights, with some drugs reported in different salt forms.

³ Guidance for Industry #213 states that all antimicrobial drugs and their associated classes listed in Appendix A of FDA's Guidance for Industry #152 are considered "medically important" in human medical therapy.

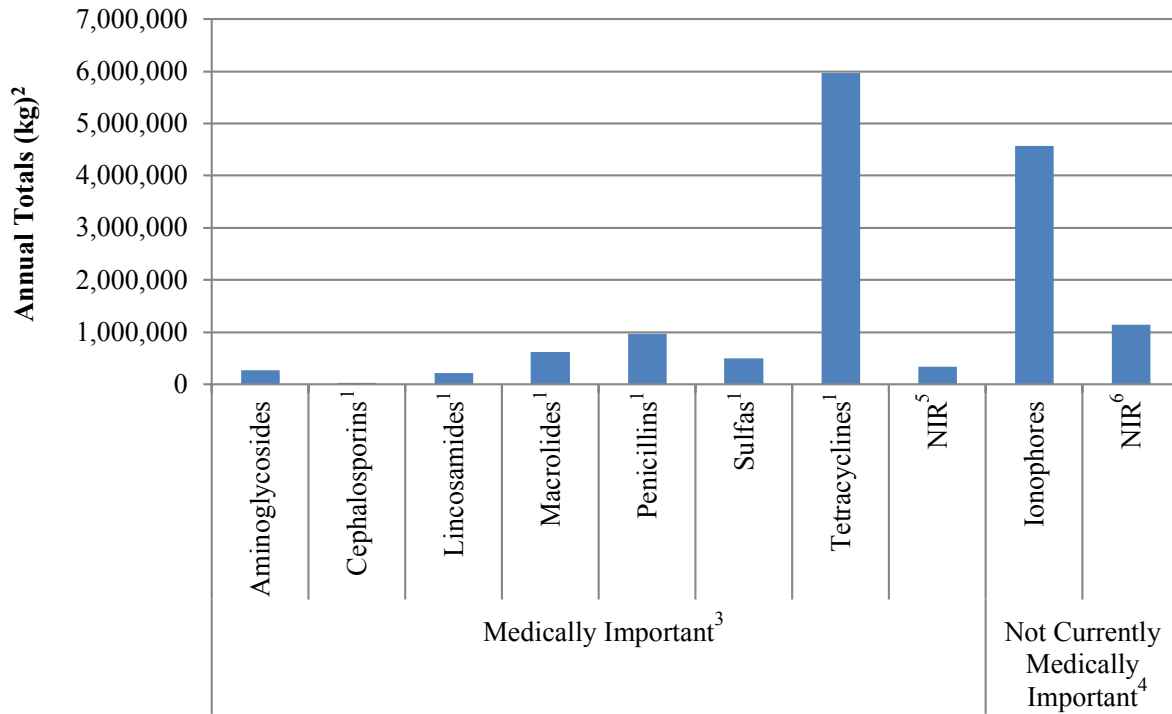
⁴ Not Currently Medically Important refers to any antimicrobial class not currently listed in Appendix A of FDA's Guidance for Industry #152.

⁵ NIR = Not Independently Reported. Antimicrobial classes for which there were fewer than three distinct sponsors actively marketing products domestically are not independently reported. These classes include the following: Amphenicols, Diaminopyrimidines, Fluoroquinolones, and Streptogramins.

⁶ NIR = Not Independently Reported. Antimicrobial classes for which there were fewer than three distinct sponsors are not independently reported. These classes include the following: Aminocoumarins, Glycolipids, Pleuromutilins, Polypeptides, and Quinoxalines.

FIGURE 3

ANTIMICROBIAL DRUGS APPROVED FOR USE IN FOOD-PRODUCING ANIMALS¹
ACTIVELY MARKETED IN 2012
DOMESTIC SALES AND DISTRIBUTION DATA
REPORTED BY MEDICAL IMPORTANCE AND DRUG CLASS



Medical Importance and Drug Class

- ¹ Includes antimicrobial drug applications which are approved and labeled for use in both food-producing animals (e.g., cattle and swine) and nonfood-producing animals (e.g., dogs and cats).
- ² kg = kilogram of active ingredient. Antimicrobials which were reported in International Units (IU) (e.g., Penicillins) were converted to kg. Antimicrobial class includes drugs of different molecular weights, with some drugs reported in different salt forms.
- ³ Guidance for Industry #213 states that all antimicrobial drugs and their associated classes listed in Appendix A of FDA's Guidance for Industry #152 are considered "medically important" in human medical therapy.
- ⁴ Not Currently Medically Important refers to any antimicrobial class not currently listed in Appendix A of FDA's Guidance for Industry #152.
- ⁵ NIR = Not Independently Reported. Antimicrobial classes for which there were fewer than three distinct sponsors actively marketing products domestically are not independently reported. These classes include the following: Amphenicols, Diaminopyrimidines, Fluoroquinolones, and Streptogramins.
- ⁶ NIR = Not Independently Reported. Antimicrobial classes for which there were fewer than three distinct sponsors are not independently reported. These classes include the following: Aminocoumarins, Glycolipids, Pleuromutilins, Polypeptides, and Quinoxalines.

TABLE 4

ANTIMICROBIAL DRUGS APPROVED FOR USE IN FOOD-PRODUCING ANIMALS¹
ACTIVELY MARKETED IN 2012
DOMESTIC SALES AND DISTRIBUTION DATA
REPORTED BY MEDICAL IMPORTANCE AND ROUTE OF ADMINISTRATION

	Route	Annual Totals (kg)²	% Subtotal	% Grand Total
<u>Medically Important</u> ³	<i>Feed</i> ⁴	6,246,451	70%	43%
	<i>Injection</i> ⁴	393,422	4%	3%
	<i>Intramammary</i>	25,979	<1%	<1%
	<i>Oral</i> ^{4,5}	113,409	1%	<1%
	<i>Water</i> ⁶	2,113,840	24%	14%
	<i>Subtotal</i>	8,893,101	100%	61%
<u>Not Currently Medically Important</u> ⁴	<i>All Routes</i> ⁷	5,725,327		39%
<i>Grand Total</i>		14,618,428		100%

¹ Includes antimicrobial drug applications which are approved and labeled for use in both food-producing animals (e.g., cattle and swine) and nonfood-producing animals (e.g., dogs and cats).

² kg = kilogram of active ingredient. Antimicrobials which were reported in International Units (IU) (e.g., Penicillins) were converted to kg. Antimicrobial class includes drugs of different molecular weights, with some drugs reported in different salt forms.

³ Guidance for Industry #213 states that all antimicrobial drugs and their associated classes listed in Appendix A of FDA's Guidance for Industry #152 are considered "medically important" in human medical therapy.

⁴ Not Currently Medically Important refers to any antimicrobial class not currently listed in Appendix A of FDA's Guidance for Industry #152.

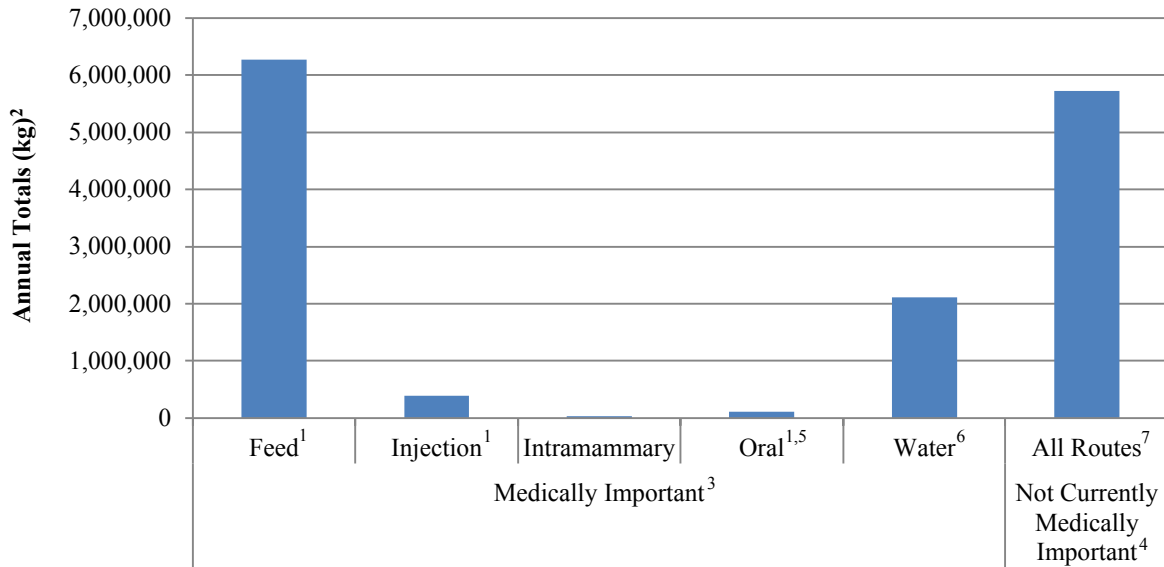
⁵ Orally administered, excluding administration by means of feed and water.

⁶ Water includes when the drug is administered either through drinking water, as a drench, or through the immersion of fish.

⁷ This category includes the following: Feed, Water, and Intramammary. In order to protect confidential business information, the routes of administration for the "not currently medically important" antimicrobial drugs are not separately presented.

FIGURE 4

ANTIMICROBIAL DRUGS APPROVED FOR USE IN FOOD-PRODUCING ANIMALS¹
ACTIVELY MARKETED IN 2012
DOMESTIC SALES AND DISTRIBUTION DATA
REPORTED BY MEDICAL IMPORTANCE AND ROUTE OF ADMINISTRATION



Medical Importance and Route of Administration

- ¹ Includes antimicrobial drug applications which are approved and labeled for use in both food-producing animals (e.g., cattle and swine) and nonfood-producing animals (e.g., dogs and cats).
- ² kg = kilogram of active ingredient. Antimicrobials which were reported in International Units (IU) (e.g., Penicillins) were converted to kg. Antimicrobial class includes drugs of different molecular weights, with some drugs reported in different salt forms.
- ³ Guidance for Industry #213 states that all antimicrobial drugs and their associated classes listed in Appendix A of FDA's Guidance for Industry #152 are considered "medically important" in human medical therapy.
- ⁴ Not Currently Medically Important refers to any antimicrobial class not currently listed in Appendix A of FDA's Guidance for Industry #152.
- ⁵ Orally administered, excluding administration by means of feed and water.
- ⁶ Water includes when the drug is administered either through drinking water, as a drench, or through the immersion of fish.
- ⁷ This category includes the following: Feed, Water, and Intramammary. In order to protect confidential business information, the routes of administration for the "not currently medically important" antimicrobial drugs are not separately presented.

TABLE 5

ANTIMICROBIAL DRUGS APPROVED FOR USE IN FOOD-PRODUCING ANIMALS¹
 ACTIVELY MARKETED IN 2012
 DOMESTIC SALES AND DISTRIBUTION DATA
 REPORTED BY MEDICAL IMPORTANCE AND INDICATIONS

	Indications	Annual Totals (kg)²	% Subtotal	% Grand Total
<u>Medically Important</u> ³	<i>Production⁵ or Production/Therapeutic⁶ Indications^{1,7}</i>	6,073,485	68%	42%
	<i>Therapeutic Indications Only^{1,6}</i>	2,819,616	32%	19%
	<i>Subtotal</i>	<i>8,893,101</i>	<i>100%</i>	<i>61%</i>
<u>Not Currently Medically Important</u> ⁴	<i>Production⁵ or Production/Therapeutic⁶ Indications⁷</i>	3,972,057	69%	27%
	<i>Therapeutic Indications Only⁶</i>	1,753,270	31%	12%
	<i>Subtotal</i>	<i>5,725,327</i>	<i>100%</i>	<i>39%</i>
<i>Grand Total</i>		<i>14,618,428</i>		<i>100%</i>

¹ Includes antimicrobial drug applications which are approved and labeled for use in both food-producing animals (e.g., cattle and swine) and nonfood-producing animals (e.g., dogs and cats).

² kg = kilogram of active ingredient. Antimicrobials which were reported in International Units (IU) (e.g., Penicillins) were converted to kg. Antimicrobial class includes drugs of different molecular weights, with some drugs reported in different salt forms.

³ Guidance for Industry #213 states that all antimicrobial drugs and their associated classes listed in Appendix A of FDA's Guidance for Industry #152 are considered "medically important" in human medical therapy.

⁴ Not Currently Medically Important refers to any antimicrobial class not currently listed in Appendix A of FDA's Guidance for Industry #152.

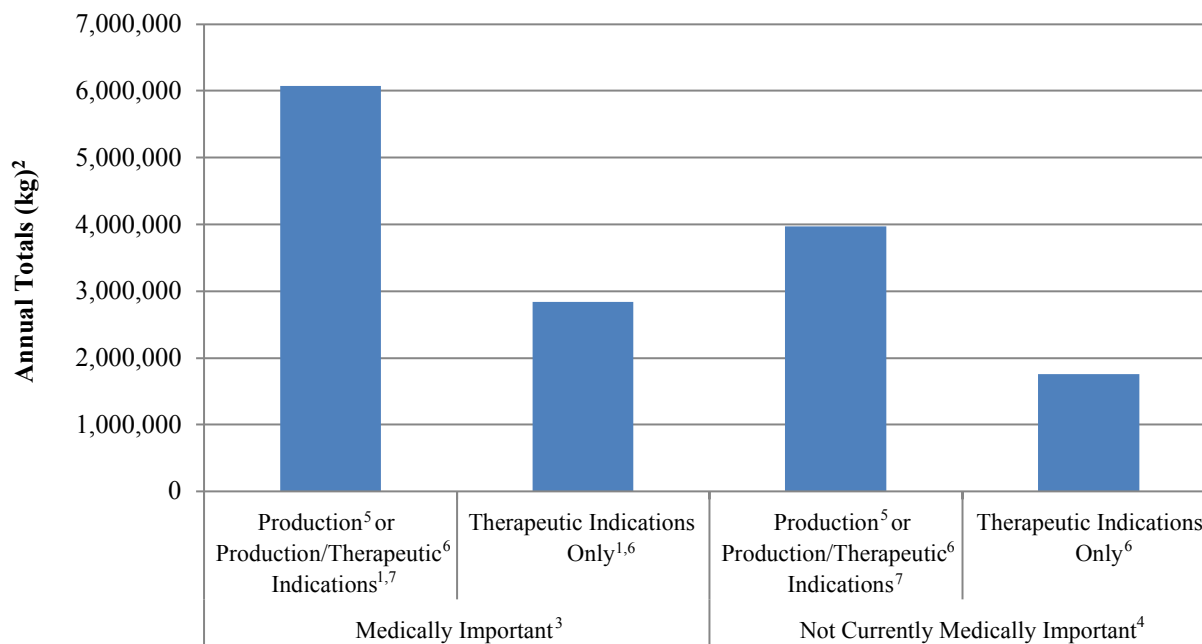
⁵ Production Indications (e.g., increased rate of weight gain or improved feed efficiency). Guidance for Industry #213 states that FDA believes that production use indications such as "increased rate of weight gain" or "improved feed efficiency" are no longer appropriate for the approved conditions of use for medically important antimicrobial drugs. It also states that FDA will be working with affected drug sponsors who wish to voluntarily withdraw approved production uses of their medically important antimicrobial new animal drugs and combination new animal drug products.

⁶ Therapeutic Indications (e.g., treatment, control, or prevention of a specific disease).

⁷ There were fewer than three distinct sponsors marketing antimicrobial animal drugs with only production indications (i.e., with no therapeutic indications). To protect confidential business information these data cannot be independently reported and are, therefore, combined with the data for drugs with both production and therapeutic (production/therapeutic) indications.

FIGURE 5

ANTIMICROBIAL DRUGS APPROVED FOR USE IN FOOD-PRODUCING ANIMALS¹
ACTIVELY MARKETED IN 2012
DOMESTIC SALES AND DISTRIBUTION DATA
REPORTED BY MEDICAL IMPORTANCE AND INDICATIONS



Medical Importance and Indications

- ¹ Includes antimicrobial drug applications which are approved and labeled for use in both food-producing animals (e.g., cattle and swine) and nonfood-producing animals (e.g., dogs and cats).
- ² kg = kilogram of active ingredient. Antimicrobials which were reported in International Units (IU) (e.g., Penicillins) were converted to kg. Antimicrobial class includes drugs of different molecular weights, with some drugs reported in different salt forms.
- ³ Guidance for Industry #213 states that all antimicrobial drugs and their associated classes listed in Appendix A of FDA’s Guidance for Industry #152 are considered “medically important” in human medical therapy.
- ⁴ Not Currently Medically Important refers to any antimicrobial class not currently listed in Appendix A of FDA’s Guidance for Industry #152.
- ⁵ Production Indications (e.g., increased rate of weight gain or improved feed efficiency). Guidance for Industry #213 states that FDA believes that production use indications such as “increased rate of weight gain” or “improved feed efficiency” are no longer appropriate for the approved conditions of use for medically important antimicrobial drugs. It also states that FDA will be working with affected drug sponsors who wish to voluntarily withdraw approved production uses of their medically important antimicrobial new animal drugs and combination new animal drug products.
- ⁶ Therapeutic Indications (e.g., treatment, control, or prevention of a specific disease).
- ⁷ There were fewer than three distinct sponsors marketing antimicrobial animal drugs with only production indications (i.e., with no therapeutic indications). To protect confidential business information these data cannot be independently reported and are, therefore, combined with the data for drugs with both production and therapeutic (production/therapeutic) indications.

TABLE 6

ANTIMICROBIAL DRUGS APPROVED FOR USE IN FOOD-PRODUCING ANIMALS¹
ACTIVELY MARKETED IN 2012
DOMESTIC SALES AND DISTRIBUTION DATA
REPORTED BY MEDICAL IMPORTANCE AND DISPENSING STATUS

	Dispensing Status	Annual Totals (kg)²	% Subtotal	% Grand Total
<u>Medically Important</u> ³	<i>OTC</i> ^{4,5}	8,637,835	97%	59%
	<i>RX</i> ⁶ / <i>OTC</i> ^{4,5,7}	54,968	<1%	<1%
	<i>RX</i> ⁶ or <i>VFD</i> ^{4,8,9}	200,298	2%	1%
	<i>Subtotal</i>	8,893,101	100%	61%
<u>Not Currently Medically Important</u> ⁴	<i>OTC</i> ⁵	5,725,327		39%
<i>Grand Total</i>		14,618,428		100%

¹ Includes antimicrobial drug applications which are approved and labeled for use in both food-producing animals (e.g., cattle and swine) and nonfood-producing animals (e.g., dogs and cats).

² kg = kilogram of active ingredient. Antimicrobials which were reported in International Units (IU) (e.g., Penicillins) were converted to kg. Antimicrobial class includes drugs of different molecular weights, with some drugs reported in different salt forms.

³ Guidance for Industry #213 states that all antimicrobial drugs and their associated classes listed in Appendix A of FDA's Guidance for Industry #152 are considered "medically important" in human medical therapy.

⁴ Not Currently Medically Important refers to any antimicrobial class not currently listed in Appendix A of FDA's Guidance for Industry #152.

⁵ OTC = Over-The-Counter. Approved animal drugs that are available without a prescription or veterinary feed directive.

⁶ Rx = Prescription. Approved animal drugs that require a prescription from a licensed veterinarian.

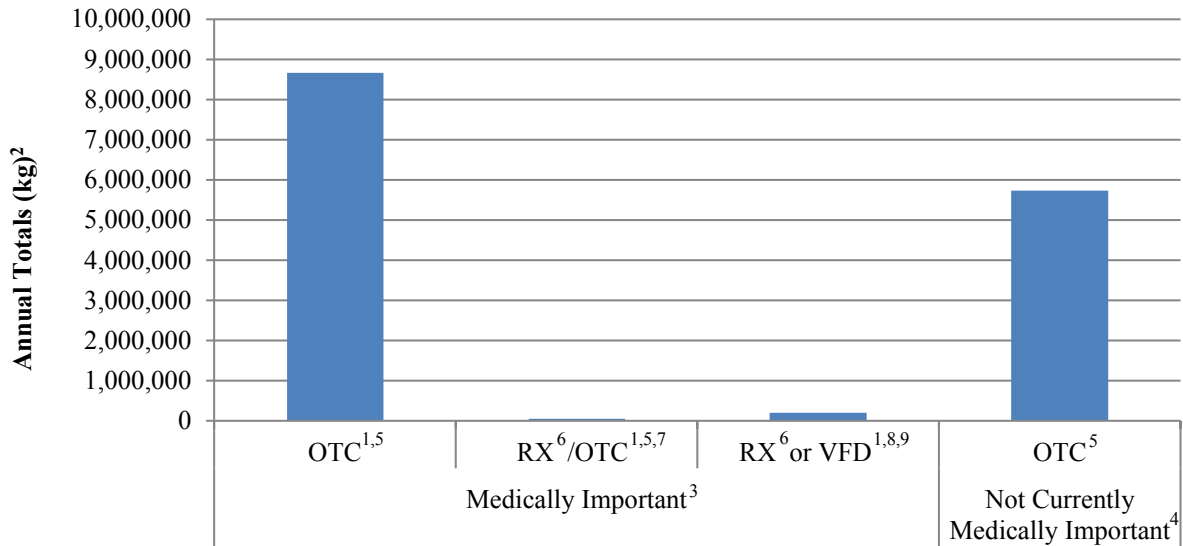
⁷ Animal drugs that were approved with both a prescription and OTC dispensing status (RX/OTC), with the approved drug being marketed with either a prescription label or an OTC label, depending upon the species and indication on the label.

⁸ VFD = Veterinary Feed Directive. Approved animal drugs that are intended for use in or on animal feed and must be used under the professional supervision of a licensed veterinarian.

⁹ The "Rx or VFD" category includes four VFD products marketed by only two distinct sponsors; therefore, VFD products cannot be independently reported.

FIGURE 6

ANTIMICROBIAL DRUGS APPROVED FOR USE IN FOOD-PRODUCING ANIMALS¹
ACTIVELY MARKETED IN 2012
DOMESTIC SALES AND DISTRIBUTION DATA
REPORTED BY MEDICAL IMPORTANCE AND DISPENSING STATUS



Medical Importance and Dispensing Status

- ¹ Includes antimicrobial drug applications which are approved and labeled for use in both food-producing animals (e.g., cattle and swine) and nonfood-producing animals (e.g., dogs and cats).
- ² kg = kilogram of active ingredient. Antimicrobials which were reported in International Units (IU) (e.g., Penicillins) were converted to kg. Antimicrobial class includes drugs of different molecular weights, with some drugs reported in different salt forms.
- ³ Guidance for Industry #213 states that all antimicrobial drugs and their associated classes listed in Appendix A of FDA’s Guidance for Industry #152 are considered “medically important” in human medical therapy.
- ⁴ Not Currently Medically Important refers to any antimicrobial class not currently listed in Appendix A of FDA’s Guidance for Industry #152.
- ⁵ OTC = Over-The-Counter. Approved animal drugs that are available without a prescription or veterinary feed directive.
- ⁶ Rx = Prescription. Approved animal drugs that require a prescription from a licensed veterinarian.
- ⁷ Animal drugs that were approved with both a prescription and OTC dispensing status (RX/OTC), with the approved drug being marketed with either a prescription label or an OTC label, depending upon the species and indication on the label.
- ⁸ VFD = Veterinary Feed Directive. Approved animal drugs that are intended for use in or on animal feed and must be used under the professional supervision of a licensed veterinarian.
- ⁹ The “Rx or VFD” category includes four VFD products marketed by only two distinct sponsors; therefore, VFD products cannot be independently reported

TABLE 7

ANTIMICROBIAL DRUGS APPROVED FOR USE IN FOOD-PRODUCING ANIMALS¹
 ACTIVELY MARKETED IN 2012
 DOMESTIC SALES AND DISTRIBUTION DATA
 REPORTED BY MEDICAL IMPORTANCE, ROUTE OF ADMINISTRATION, AND DRUG CLASS

	Route	Drug Class	Annual Total (kg) ²	% Subtotal	% Grand Total
<u>Medically Important</u> ³	Feed	<i>Sulfas</i>	90,972	1%	<1%
		<i>Tetracyclines</i> ¹	5,085,178	57%	35%
		<i>Other Drugs</i> ⁷	1,070,301	12%	7%
	Water	<i>Aminoglycosides</i>	195,043	2%	1%
		<i>Lincosamides</i>	72,187	<1%	<1%
		<i>Penicillins</i>	753,510	8%	5%
		<i>Sulfas</i>	283,909	3%	2%
		<i>Tetracyclines</i>	782,959	9%	5%
		<i>Other Drugs</i> ⁸	26,233	<1%	<1%
		Other Routes ⁵	<i>Cephalosporins</i> ¹	27,654	<1%
	<i>Sulfas</i> ¹		118,633	1%	<1%
	<i>Tetracyclines</i>		86,224	<1%	<1%
	<i>Other Drugs</i> ^{1,9}		300,300	3%	2%
Subtotal			8,893,101	100%	61%
<u>Not Currently Medically Important</u> ⁴	All Routes ⁶	<i>All Drugs</i> ¹⁰	5,725,327		39%
Grand Total			14,618,428		100%

¹ Includes antimicrobial drug applications which are approved and labeled for use in both food-producing animals (e.g., cattle and swine) and nonfood-producing animals (e.g., dogs and cats).

² kg = kilogram of active ingredient. Antimicrobials which were reported in International Units (IU) (e.g., Penicillins) were converted to kg. Antimicrobial class includes drugs of different molecular weights, with some drugs reported in different salt forms.

³ Guidance for Industry #213 states that all antimicrobial drugs and their associated classes listed in Appendix A of FDA's Guidance for Industry #152 are considered "medically important" in human medical therapy.

⁴ Not Currently Medically Important refers to any antimicrobial class not currently listed in Appendix A of FDA's Guidance for Industry #152.

⁵ This category includes the following: Injection, Intramammary, and Oral (excluding administration by means of feed or water).

⁶ This category includes the following: Feed, Injection, Intramammary, and Water.

⁷ This category includes the following: Aminoglycosides, Amphenicols, Diaminopyrimidines, Lincosamides, Macrolides, Penicillins, and Streptogramins.

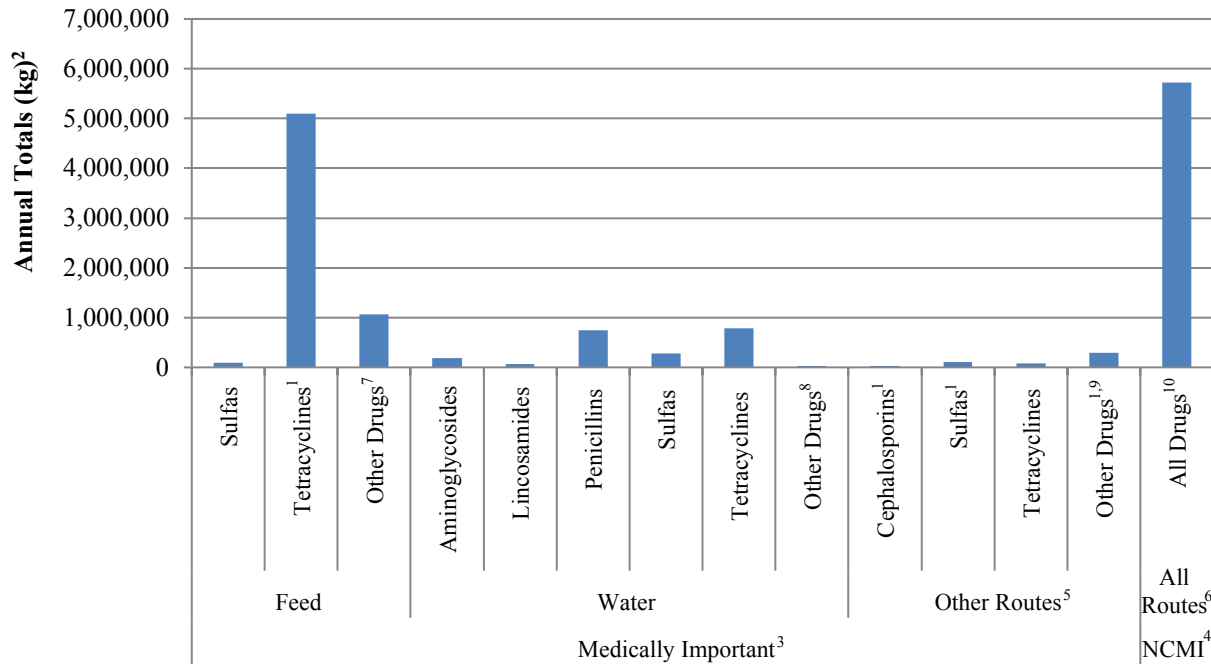
⁸ This category includes the following: Amphenicols and Macrolides.

⁹ This category includes the following: Aminoglycosides, Amphenicols, Fluoroquinolones, Lincosamides, Macrolides, and Penicillins.

¹⁰ This category includes the following: Aminocoumarins, Glycolipids, Ionophores, Pleuromutilins, Polypeptides, and Quinoxalines.

FIGURE 7

**ANTIMICROBIAL DRUGS APPROVED FOR USE IN FOOD-PRODUCING ANIMALS¹
ACTIVELY MARKETED IN 2012
DOMESTIC SALES AND DISTRIBUTION DATA
REPORTED BY MEDICAL IMPORTANCE, ROUTE OF ADMINISTRATION, AND DRUG CLASS**

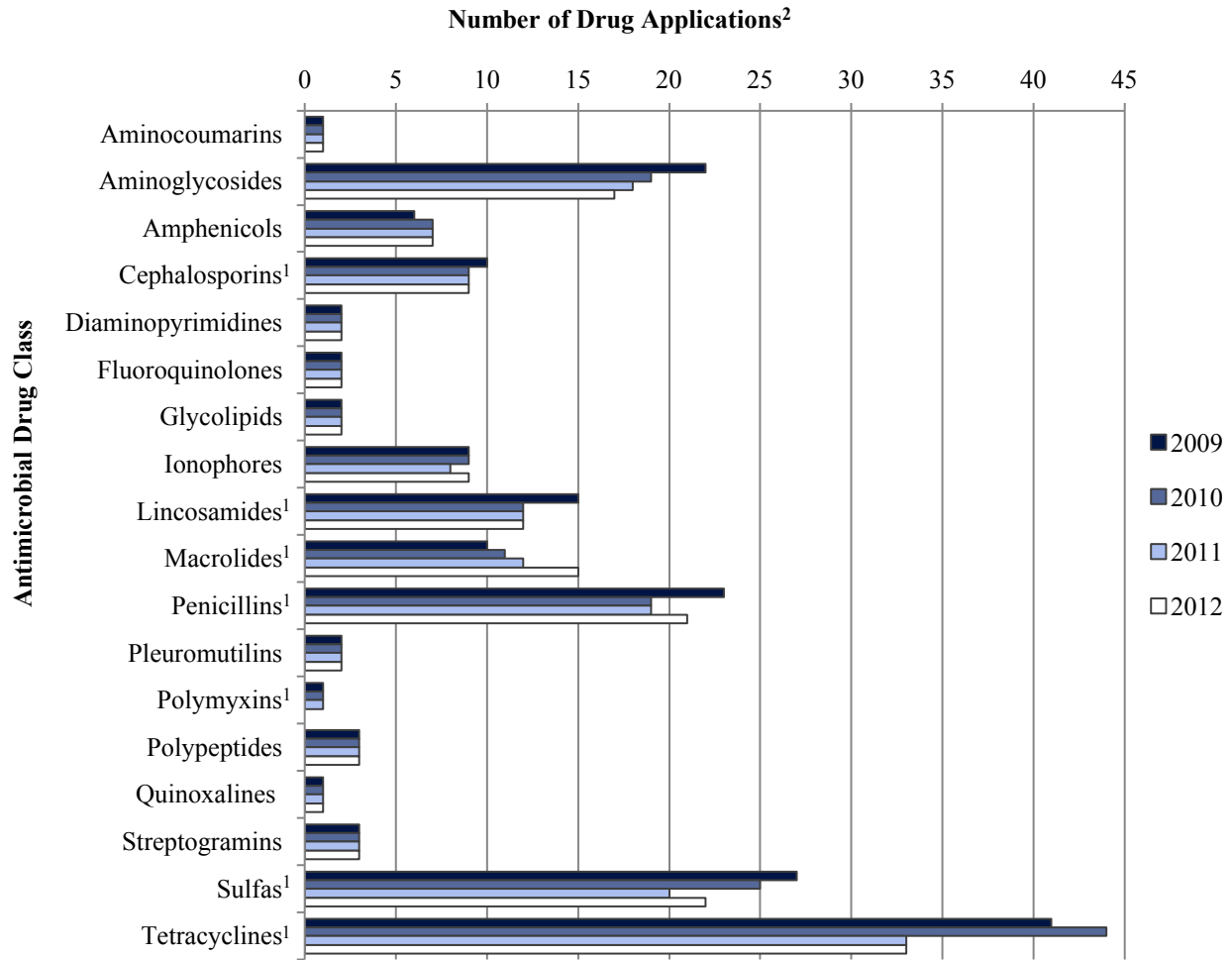


Medical Importance, Route of Administration, and Drug Class

- ¹ Includes antimicrobial drug applications which are approved and labeled for use in both food-producing animals (e.g., cattle and swine) and nonfood-producing animals (e.g., dogs and cats).
- ² kg = kilogram of active ingredient. Antimicrobials which were reported in International Units (IU) (e.g., Penicillins) were converted to kg. Antimicrobial class includes drugs of different molecular weights, with some drugs reported in different salt forms.
- ³ Guidance for Industry #213 states that all antimicrobial drugs and their associated classes listed in Appendix A of FDA’s Guidance for Industry #152 are considered “medically important” in human medical therapy.
- ⁴ NCMI = Not Currently Medically Important. Refers to any antimicrobial class not currently listed in Appendix A of FDA’s Guidance for Industry #152.
- ⁵ This category includes the following: Injection, Intramammary, and Oral (excluding administration by means of feed or water).
- ⁶ This category includes the following: Feed, Injection, Intramammary, and Water.
- ⁷ This category includes the following: Aminoglycosides, Amphenicols, Diaminopyrimidines, Lincosamides, Macrolides, Penicillins, and Streptogramins.
- ⁸ This category includes the following: Amphenicols and Macrolides.
- ⁹ This category includes the following: Aminoglycosides, Amphenicols, Fluoroquinolones, Lincosamides, Macrolides, and Penicillins.
- ¹⁰ This category includes the following: Aminocoumarins, Glycolipids, Ionophores, Pleuromutilins, Polypeptides, and Quinoxalines.

FIGURE 8a

**ANTIMICROBIAL DRUG CLASSES
APPROVED FOR USE IN FOOD-PRODUCING ANIMALS¹
ACTIVELY MARKETED 2009-2012 (DOMESTIC SALES)
NUMBER OF DRUG APPLICATIONS²**

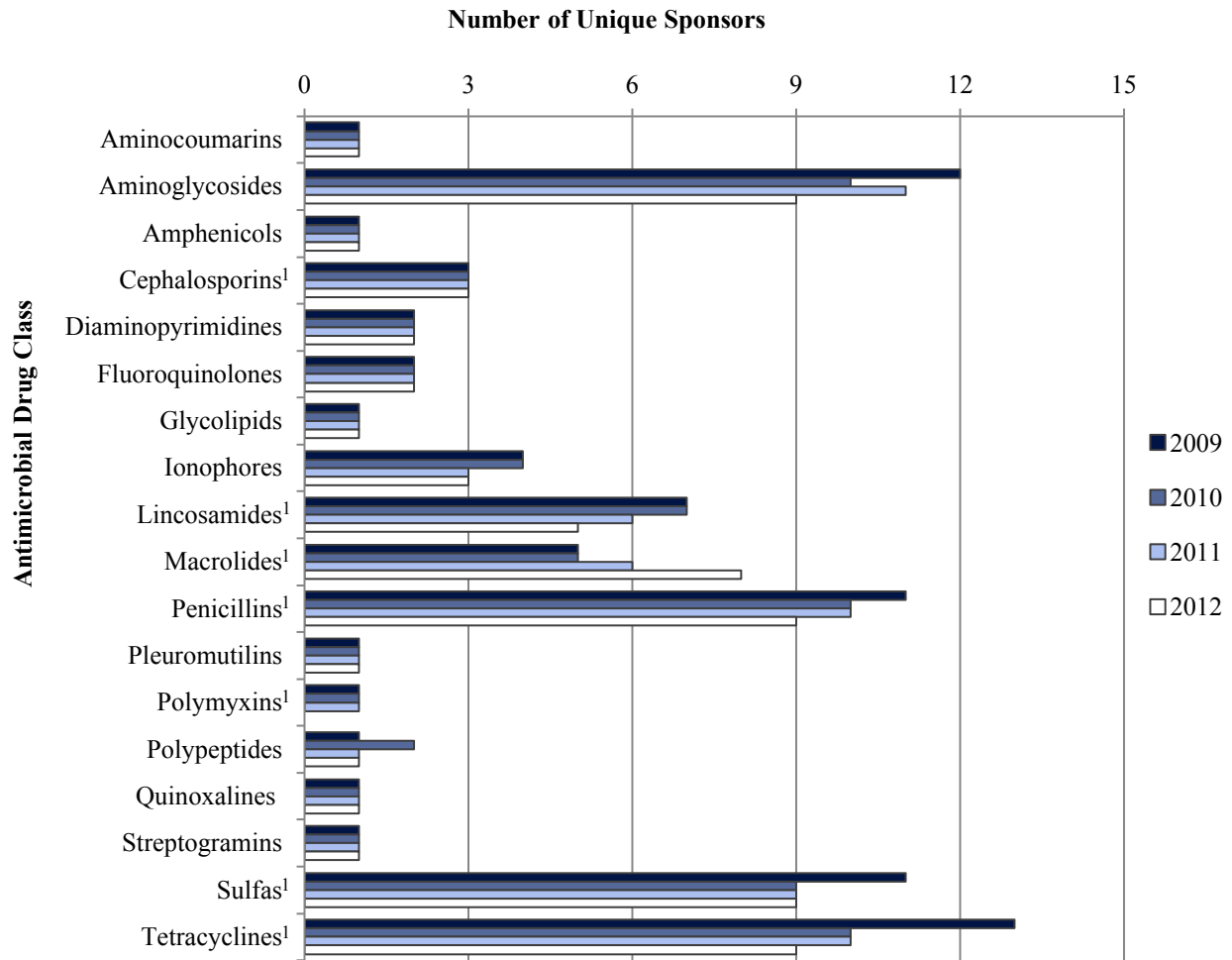


¹ Includes antimicrobial drug applications which are approved and labeled for use in both food-producing animals (e.g., cattle and swine) and nonfood-producing animals (e.g., dogs and cats).

² Some drug applications contain multiple active ingredients; therefore, drug applications containing more than one antimicrobial active ingredient may be represented more than once.

FIGURE 8b

**ANTIMICROBIAL DRUG CLASSES
APPROVED FOR USE IN FOOD-PRODUCING ANIMALS¹
ACTIVELY MARKETED 2009-2012 (DOMESTIC SALES)
NUMBER OF UNIQUE SPONSORS**



¹ Includes antimicrobial drug applications which are approved and labeled for use in both food-producing animals (e.g., cattle and swine) and nonfood-producing animals (e.g., dogs and cats).

TABLE 9

**ANTIMICROBIAL DRUGS APPROVED FOR USE IN FOOD-PRODUCING ANIMALS¹
 ACTIVELY MARKETED 2009-2012
 SALES AND DISTRIBUTION DATA
 REPORTED BY DRUG CLASS**

	Drug Class	2009 Annual Totals (kg)²	2010 Annual Totals (kg)²	2011 Annual Totals (kg)²	2012 Annual Totals (kg)²	% Change 2009 - 2012
<u>Domestic</u>	<i>Aminoglycosides</i>	223,117	211,790	214,895	273,536	23%
	<i>Cephalosporins^L</i>	20,145	24,588	26,611	27,654	37%
	<i>Ionophores</i>	3,739,352	3,820,004	4,122,397	4,573,795	22%
	<i>Lincosamides^L</i>	93,330	154,653	190,101	218,140	134%
	<i>Macrolides^L</i>	562,062	553,229	582,836	616,274	10%
	<i>Penicillins^L</i>	691,644	884,419	885,304	965,196	40%
	<i>Sulfas^L</i>	505,880	517,128	383,105	493,514	-2%
	<i>Tetracyclines^L</i>	5,260,995	5,602,281	5,652,855	5,954,361	13%
	<i>NIR^{L,4}</i>	1,490,932	1,519,005	1,510,934	1,495,959	0%
	<i>Subtotal</i>	12,587,457	13,287,097	13,569,037	14,618,428	16%
<u>Export³</u>	<i>NIRE^{L,5}</i>	202,556	219,072	202,335	139,173	-31%
	<i>Grand Total</i>	12,790,013	13,506,168	13,771,373	14,757,601	15%

¹ Includes antimicrobial drug applications which are approved and labeled for use in both food-producing animals (e.g., cattle and swine) and nonfood-producing animals (e.g., dogs and cats).

² kg = kilogram of active ingredient. Antimicrobials which were reported in International Units (IU) (e.g., Penicillins) were converted to kg. Antimicrobial class includes drugs of different molecular weights, with some drugs reported in different salt forms.

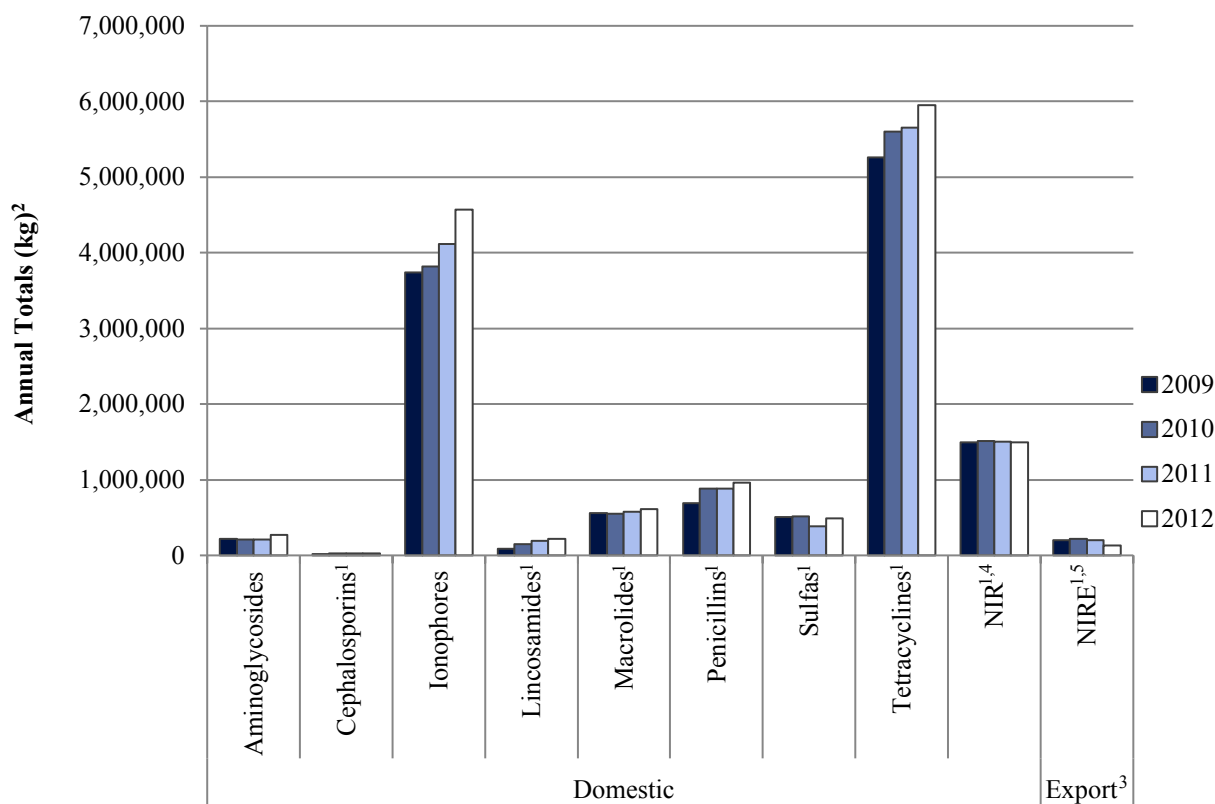
³ Only includes exports of FDA-approved, US-labeled antimicrobial drugs approved for use in food-producing animals.

⁴ NIR = Not Independently Reported. Antimicrobial classes for which there were fewer than three distinct sponsors actively marketing products domestically are not independently reported. These classes include the following: Aminocoumarins, Amphenicols, Diaminopyrimidines, Fluoroquinolones, Glycolipids, Pleuromutilins, Polymyxins (excluding 2012), Polypeptides, Quinoxalines, and Streptogramins.

⁵ NIRE = Not Independently Reported Export. Antimicrobial classes for which there were fewer than three distinct sponsors exporting products are not independently reported. These classes include the following: Aminocoumarins (excluding 2010, 2011, and 2012), Aminoglycosides, Amphenicols, Cephalosporins, Diaminopyrimidines (excluding 2009), Ionophores, Lincosamides (excluding 2010, 2011, and 2012), Macrolides, Penicillins, Polymyxins (excluding 2010, 2011, and 2012), Polypeptides (excluding 2012), Sulfonamides, and Tetracyclines.

FIGURE 9

**ANTIMICROBIAL DRUGS APPROVED FOR USE IN FOOD-PRODUCING ANIMALS¹
ACTIVELY MARKETED 2009-2012
SALES AND DISTRIBUTION DATA
REPORTED BY DRUG CLASS**



Domestic/Export³ and Drug Class

¹ Includes antimicrobial drug applications which are approved and labeled for use in both food-producing animals (e.g., cattle and swine) and nonfood-producing animals (e.g., dogs and cats).

² kg = kilogram of active ingredient. Antimicrobials which were reported in International Units (IU) (e.g., Penicillins) were converted to kg. Antimicrobial class includes drugs of different molecular weights, with some drugs reported in different salt forms.

³ Only includes exports of FDA-approved, US-labeled antimicrobial drugs approved for use in food-producing animals.

⁴ NIR = Not Independently Reported. Antimicrobial classes for which there were fewer than three distinct sponsors actively marketing products domestically are not independently reported. These classes include the following: Aminocoumarins, Amphenicols, Diaminopyrimidines, Fluoroquinolones, Glycolipids, Pleuromutilins, Polymyxins (excluding 2012), Polypeptides, Quinoxalines, and Streptogramins.

⁵ NIRE = Not Independently Reported Export. Antimicrobial classes for which there were fewer than three distinct exporting products are not independently reported. These classes include the following: Aminocoumarins (excluding 2010, 2011, and 2012), Aminoglycosides, Amphenicols, Cephalosporins, Diaminopyrimidines (excluding 2009), Ionophores, Lincosamides (excluding 2010, 2011, and 2012), Macrolides, Penicillins, Polymyxins (excluding 2010, 2011, and 2012), Polypeptides (excluding 2012), Sulfonamides, and Tetracyclines.

TABLE 10

ANTIMICROBIAL DRUGS APPROVED FOR USE IN FOOD-PRODUCING ANIMALS¹
 ACTIVELY MARKETED 2009-2012
 DOMESTIC SALES AND DISTRIBUTION DATA
 REPORTED BY MEDICAL IMPORTANCE AND DRUG CLASS

	Drug Class	2009 Annual Totals (kg)²	2010 Annual Totals (kg)²	2011 Annual Totals (kg)²	2012 Annual Totals (kg)²	% Change 2009 - 2012
<u>Medically Important</u> ³	<i>Aminoglycosides</i>	223,117	211,790	214,895	273,536	23%
	<i>Cephalosporins</i> ⁴	20,145	24,588	26,611	27,654	37%
	<i>Lincosamides</i> ⁴	93,330	154,653	190,101	218,140	134%
	<i>Macrolides</i> ⁴	562,062	553,229	582,836	616,274	10%
	<i>Penicillins</i> ⁴	691,644	884,419	885,304	965,196	40%
	<i>Sulfas</i> ⁴	505,880	517,128	383,105	493,514	-2%
	<i>Tetracyclines</i> ⁴	5,260,995	5,602,281	5,652,855	5,954,361	13%
	<i>NIR</i> ⁵	329,391	281,221	319,991	344,428	5%
	<i>Subtotal</i>	7,686,564	8,229,309	8,255,697	8,893,101	16%
<u>Not Currently Medically Important</u> ⁴	<i>Ionophores</i>	3,739,352	3,820,004	4,122,397	4,573,795	22%
	<i>NIR</i> ⁶	1,161,541	1,237,784	1,190,943	1,151,532	-1%
		<i>Subtotal</i>	4,900,893	5,057,788	5,313,340	5,725,327
	<i>Grand Total</i>	12,587,457	13,287,097	13,569,037	14,618,428	16%

¹ Includes antimicrobial drug applications which are approved and labeled for use in both food-producing animals (e.g., cattle and swine) and nonfood-producing animals (e.g., dogs and cats).

² kg = kilogram of active ingredient. Antimicrobials which were reported in International Units (IU) (e.g., Penicillins) were converted to kg. Antimicrobial class includes drugs of different molecular weights, with some drugs reported in different salt forms.

³ Guidance for Industry #213 states that all antimicrobial drugs and their associated classes listed in Appendix A of FDA's Guidance for Industry #152 are considered "medically important" in human medical therapy.

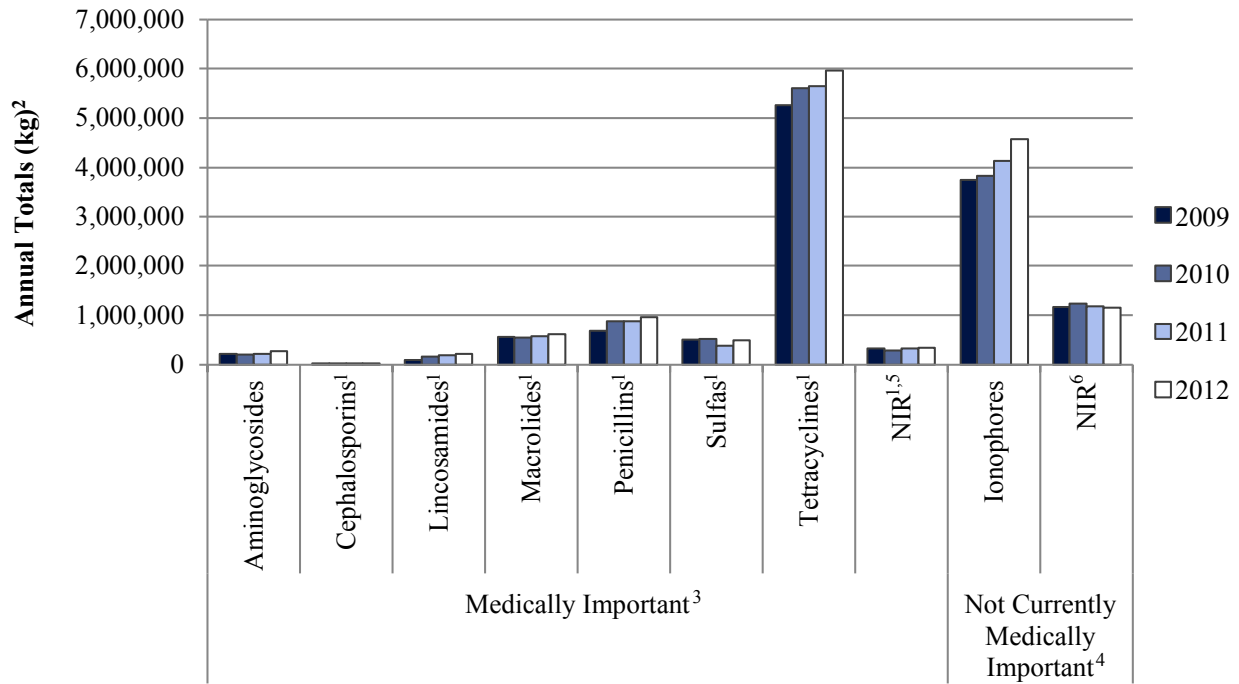
⁴ Not Currently Medically Important refers to any antimicrobial class not currently listed in Appendix A of FDA's Guidance for Industry #152.

⁵ NIR = Not Independently Reported. Antimicrobial classes for which there were fewer than three distinct sponsors actively marketing products domestically are not independently reported. These classes include the following: Amphenicols, Diaminopyrimidines, Fluoroquinolones, Polymyxins (excluding 2012), and Streptogramins.

⁶ NIR = Not Independently Reported. Antimicrobial classes for which there were fewer than three distinct sponsors are not independently reported. These classes include the following: Aminocoumarins, Glycolipids, Pleuromutilins, Polypeptides, and Quinoxalines.

FIGURE 10

**ANTIMICROBIAL DRUGS APPROVED FOR USE IN FOOD-PRODUCING ANIMALS¹
ACTIVELY MARKETED 2009-2012
DOMESTIC SALES AND DISTRIBUTION DATA
REPORTED BY MEDICAL IMPORTANCE AND DRUG CLASS**



Medical Importance and Drug Class

- ¹ Includes antimicrobial drug applications which are approved and labeled for use in both food-producing animals (e.g., cattle and swine) and nonfood-producing animals (e.g., dogs and cats).
- ² kg = kilogram of active ingredient. Antimicrobials which were reported in International Units (IU) (e.g., Penicillins) were converted to kg. Antimicrobial class includes drugs of different molecular weights, with some drugs reported in different salt forms.
- ³ Guidance for Industry #213 states that all antimicrobial drugs and their associated classes listed in Appendix A of FDA's Guidance for Industry #152 are considered "medically important" in human medical therapy.
- ⁴ Not Currently Medically Important refers to any antimicrobial class not currently listed in Appendix A of FDA's Guidance for Industry #152.
- ⁵ NIR = Not Independently Reported. Antimicrobial classes for which there were fewer than three distinct sponsors actively marketing products domestically are not independently reported. These classes include the following: Amphenicols, Diaminopyrimidines, Fluoroquinolones, Polymyxins (excluding 2012), and Streptogramins.
- ⁶ NIR = Not Independently Reported. Antimicrobial classes for which there were fewer than three distinct sponsors are not independently reported. These classes include the following: Aminocoumarins, Glycolipids, Pleuromutilins, Polypeptides, and Quinoxalines.

TABLE 11a

ANTIMICROBIAL DRUGS APPROVED FOR USE IN FOOD-PRODUCING ANIMALS¹
ACTIVELY MARKETED 2009-2012
DOMESTIC SALES AND DISTRIBUTION DATA
REPORTED BY MEDICAL IMPORTANCE AND ROUTE OF ADMINISTRATION

	Route	2009 Annual Totals (kg) ²	2010 Annual Totals (kg) ²	2011 Annual Totals (kg) ²	2012 Annual Totals (kg) ²	% Change 2009 - 2012
Medically Important ³	<i>Feed</i> ⁴	5,687,084	5,957,748	5,933,440	6,246,451	10%
	<i>Injection</i> ⁴	388,518	421,272	416,775	393,422	1%
	<i>Intramammary</i>	23,409	24,692	21,023	25,979	11%
	<i>Oral</i> ⁵ or <i>Topical</i> ⁸	120,506	109,839	126,775	113,409	-6%
	<i>Water</i> ⁶	1,467,048	1,715,757	1,757,686	2,113,840	44%
	Subtotal		7,686,564	8,229,309	8,255,697	8,893,101
Not Currently Medically Important ⁴	<i>All Routes</i> ⁷	4,900,893	5,057,788	5,313,340	5,725,327	17%
Grand Total		12,587,457	13,287,097	13,569,037	14,618,428	16%

¹ Includes antimicrobial drug applications which are approved and labeled for use in both food-producing animals (e.g., cattle and swine) and nonfood-producing animals (e.g., dogs and cats).

² kg = kilogram of active ingredient. Antimicrobials which were reported in International Units (IU) (e.g., Penicillins) were converted to kg. Antimicrobial class includes drugs of different molecular weights, with some drugs reported in different salt forms.

³ Guidance for Industry #213 states that all antimicrobial drugs and their associated classes listed in Appendix A of FDA's Guidance for Industry #152 are considered "medically important" in human medical therapy.

⁴ Not Currently Medically Important refers to any antimicrobial class not currently listed in Appendix A of FDA's Guidance for Industry #152.

⁵ Orally administered, excluding administration by means of feed and water.

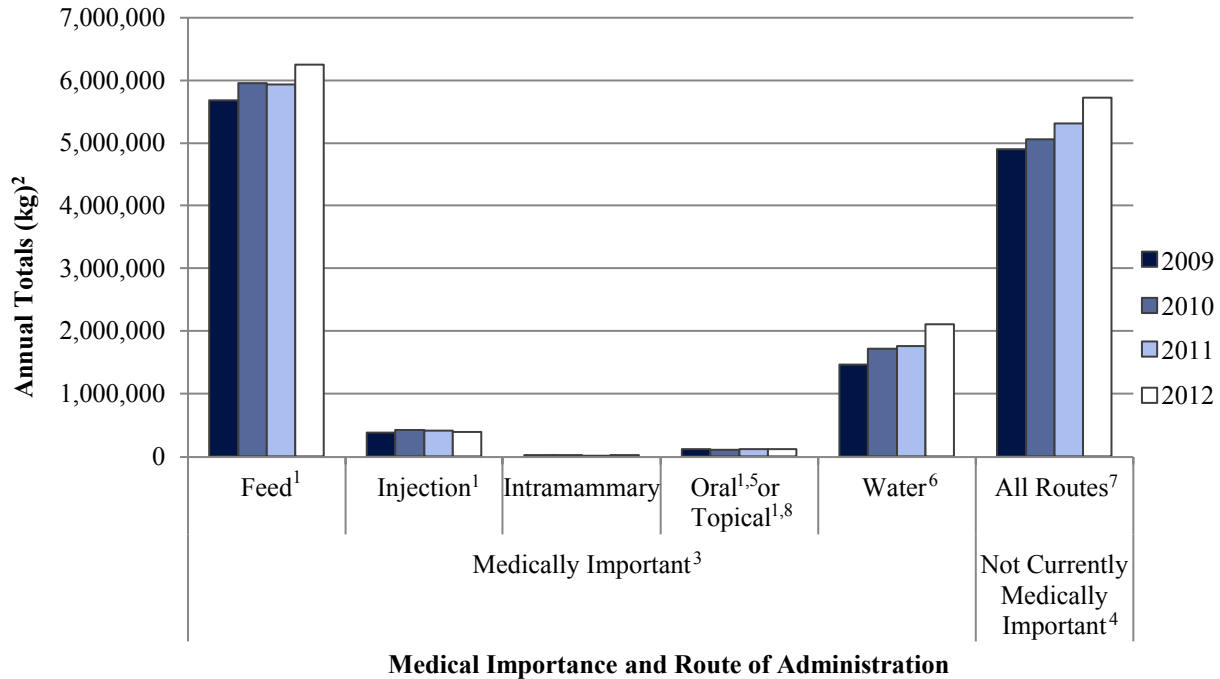
⁶ Water includes when the drug is administered either through drinking water, as a drench, or through the immersion of fish.

⁷ This category includes the following: Feed, Water, and Intramammary. In order to protect confidential business information, the routes of administration for the Not Currently Medically Important antimicrobial drugs are not separately presented.

⁸ No Topical sales and distribution in 2012.

FIGURE 11a

**ANTIMICROBIAL DRUGS APPROVED FOR USE IN FOOD-PRODUCING ANIMALS¹
 ACTIVELY MARKETED 2009-2012
 DOMESTIC SALES AND DISTRIBUTION DATA
 REPORTED BY MEDICAL IMPORTANCE AND ROUTE OF ADMINISTRATION**



¹ Includes antimicrobial drug applications which are approved and labeled for use in both food-producing animals (e.g., cattle and swine) and nonfood-producing animals (e.g., dogs and cats).
² kg = kilogram of active ingredient. Antimicrobials which were reported in International Units (IU) (e.g., Penicillins) were converted to kg. Antimicrobial class includes drugs of different molecular weights, with some drugs reported in different salt forms.
³ Guidance for Industry #213 states that all antimicrobial drugs and their associated classes listed in Appendix A of FDA’s Guidance for Industry #152 are considered “medically important” in human medical therapy.
⁴ Not Currently Medically Important refers to any antimicrobial class not currently listed in Appendix A of FDA’s Guidance for Industry #152.
⁵ Orally administered, excluding administration by means of feed and water.
⁶ Water includes when the drug is administered either through drinking water, as a drench, or through the immersion of fish.
⁷ This category includes the following: Feed, Water, and Intramammary. In order to protect confidential business information, the routes of administration for the Not Currently Medically Important antimicrobial drugs are not separately presented.
⁸ No Topical sales and distribution in 2012.

TABLE 11b

ANTIMICROBIAL DRUGS APPROVED FOR USE IN FOOD-PRODUCING ANIMALS¹
ACTIVELY MARKETED 2009-2012
PERCENTAGE OF DOMESTIC SALES AND DISTRIBUTION
MEDICALLY IMPORTANT² ONLY
REPORTED BY ROUTE OF ADMINISTRATION

Route	2009 % Sales and Distribution	2010 % Sales and Distribution	2011 % Sales and Distribution	2012 % Sales and Distribution
<i>Feed^L</i>	74%	72%	72%	70%
<i>Injection^L</i>	5%	5%	5%	4%
<i>Intramammary</i>	<1%	<1%	<1%	<1%
<i>Oral^{L,3} or Topical^{L,5}</i>	2%	1%	2%	1%
<i>Water⁴</i>	19%	21%	21%	24%
<i>Total</i>	<i>100%</i>	<i>100%</i>	<i>100%</i>	<i>100%</i>

¹ Includes antimicrobial drug applications which are approved and labeled for use in both food-producing animals (e.g., cattle and swine) and nonfood-producing animals (e.g., dogs and cats).

² Guidance for Industry #213 states that all antimicrobial drugs and their associated classes listed in Appendix A of FDA's Guidance for Industry #152 are considered "medically important" in human medical therapy.

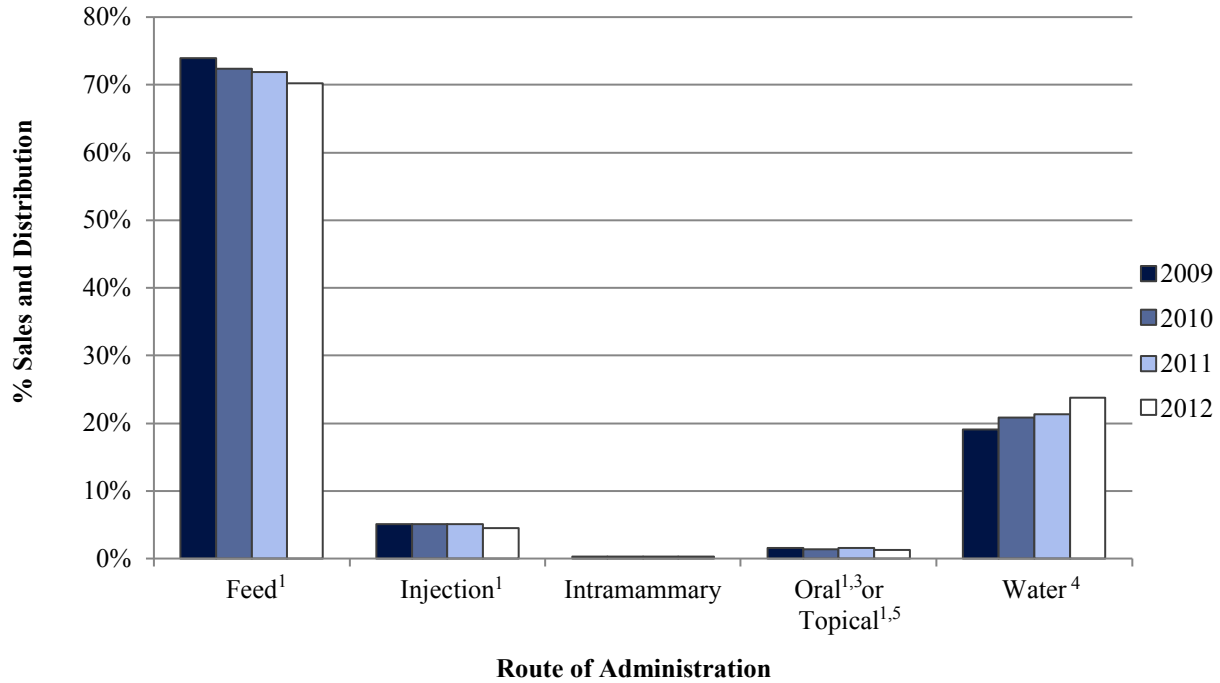
³ Orally administered, excluding administration by means of feed and water.

⁴ Water includes when the drug is administered either through drinking water, as a drench, or through the immersion of fish.

⁵ No Topical sales and distribution in 2012.

FIGURE 11b

ANTIMICROBIAL DRUGS APPROVED FOR USE IN FOOD-PRODUCING ANIMALS¹
ACTIVELY MARKETED 2009-2012
PERCENTAGE OF DOMESTIC SALES AND DISTRIBUTION
MEDICALLY IMPORTANT² ONLY
REPORTED BY ROUTE OF ADMINISTRATION



¹ Includes antimicrobial drug applications which are approved and labeled for use in both food-producing animals (e.g., cattle and swine) and nonfood-producing animals (e.g., dogs and cats).

² Guidance for Industry #213 states that all antimicrobial drugs and their associated classes listed in Appendix A of FDA's Guidance for Industry #152 are considered "medically important" in human medical therapy.

³ Orally administered, excluding administration by means of feed and water.

⁴ Water includes when the drug is administered either through drinking water, as a drench, or through the immersion of fish.

⁵ No Topical sales and distribution in 2012.

TABLE 12a

ANTIMICROBIAL DRUGS APPROVED FOR USE IN FOOD-PRODUCING ANIMALS¹
ACTIVELY MARKETED 2009-2012
DOMESTIC SALES AND DISTRIBUTION DATA
REPORTED BY MEDICAL IMPORTANCE AND INDICATIONS

	Indications	2009 Annual Totals (kg)²	2010 Annual Totals (kg)²	2011 Annual Totals (kg)²	2012 Annual Totals (kg)²	% Change 2009 - 2012
Medically Important³	<i>Production⁵ or Production/Therapeutic⁶ Indications^{4,7}</i>	5,563,029	5,828,079	5,770,871	6,073,485	9%
	<i>Therapeutic Indications Only^{4,6}</i>	2,123,536	2,401,230	2,484,827	2,819,616	33%
	Subtotal	7,686,564	8,229,309	8,255,697	8,893,101	16%
Not Currently Medically Important⁴	<i>Production⁵ or Production/Therapeutic⁶ Indications⁷</i>	3,562,501	3,622,315	3,790,628	3,972,057	11%
	<i>Therapeutic Indications Only⁶</i>	1,338,391	1,435,473	1,522,712	1,753,270	31%
	Subtotal	4,900,893	5,057,788	5,313,340	5,725,327	17%
Grand Total		12,587,457	13,287,097	13,569,037	14,618,428	16%

¹ Includes antimicrobial drug applications which are approved and labeled for use in both food-producing animals (e.g., cattle and swine) and nonfood-producing animals (e.g., dogs and cats).

² kg = kilogram of active ingredient. Antimicrobials which were reported in International Units (IU) (e.g., Penicillins) were converted to kg. Antimicrobial class includes drugs of different molecular weights, with some drugs reported in different salt forms.

³ Guidance for Industry #213 states that all antimicrobial drugs and their associated classes listed in Appendix A of FDA's Guidance for Industry #152 are considered "medically important" in human medical therapy.

⁴ Not Currently Medically Important refers to any antimicrobial class not currently listed in Appendix A of FDA's Guidance for Industry #152.

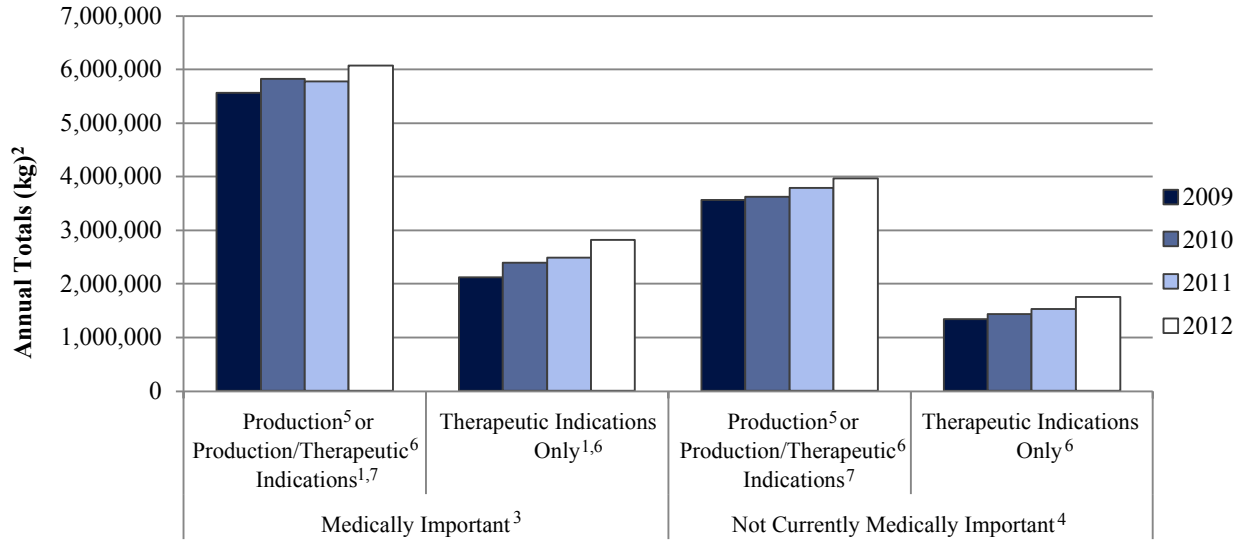
⁵ Production Indications (e.g., increased rate of weight gain or improved feed efficiency). Guidance for Industry #213 states that FDA believes that production use indications such as "increased rate of weight gain" or "improved feed efficiency" are no longer appropriate for the approved conditions of use for medically important antimicrobial drugs. It also states that FDA will be working with affected drug sponsors who wish to voluntarily withdraw approved production uses of their medically important antimicrobial new animal drugs and combination new animal drug products.

⁶ Therapeutic Indications (e.g., treatment, control, or prevention of a specific disease).

⁷ There were fewer than three distinct sponsors marketing antimicrobial animal drugs with only production indications (i.e., with no therapeutic indications). To protect confidential business information these data cannot be independently reported and are, therefore, combined with the data for drugs with both production and therapeutic (production/therapeutic) indications.

FIGURE 12a

**ANTIMICROBIAL DRUGS APPROVED FOR USE IN FOOD-PRODUCING ANIMALS¹
 ACTIVELY MARKETED 2009-2012
 DOMESTIC SALES AND DISTRIBUTION DATA
 REPORTED BY MEDICAL IMPORTANCE AND INDICATIONS**



Medical Importance and Indications

- ¹ Includes antimicrobial drug applications which are approved and labeled for use in both food-producing animals (e.g., cattle and swine) and nonfood-producing animals (e.g., dogs and cats).
- ² kg = kilogram of active ingredient. Antimicrobials which were reported in International Units (IU) (e.g., Penicillins) were converted to kg. Antimicrobial class includes drugs of different molecular weights, with some drugs reported in different salt forms.
- ³ Guidance for Industry #213 states that all antimicrobial drugs and their associated classes listed in Appendix A of FDA’s Guidance for Industry #152 are considered “medically important” in human medical therapy.
- ⁴ Not Currently Medically Important refers to any antimicrobial class not currently listed in Appendix A of FDA’s Guidance for Industry #152.
- ⁵ Production Indications (e.g., increased rate of weight gain or improved feed efficiency). Guidance for Industry #213 states that FDA believes that production use indications such as “increased rate of weight gain” or “improved feed efficiency” are no longer appropriate for the approved conditions of use for medically important antimicrobial drugs. It also states that FDA will be working with affected drug sponsors who wish to voluntarily withdraw approved production uses of their medically important antimicrobial new animal drugs and combination new animal drug products.
- ⁶ Therapeutic Indications (e.g., treatment, control, or prevention of a specific disease).
- ⁷ There were fewer than three distinct sponsors marketing antimicrobial animal drugs with only production indications (i.e., with no therapeutic indications). To protect confidential business information these data cannot be independently reported and are, therefore, combined with the data for drugs with both production and therapeutic (production/therapeutic) indications.

TABLE 12b

ANTIMICROBIAL DRUGS APPROVED FOR USE IN FOOD-PRODUCING ANIMALS¹
ACTIVELY MARKETED 2009-2012
PERCENTAGE OF DOMESTIC SALES AND DISTRIBUTION
MEDICALLY IMPORTANT² ONLY
REPORTED BY INDICATIONS

Indications	2009 % Sales and Distribution	2010 % Sales and Distribution	2011 % Sales and Distribution	2012 % Sales and Distribution
<i>Production³ or Production/Therapeutic⁴ Indications^{1,5}</i>	72%	71%	70%	68%
<i>Therapeutic Indications Only^{1,4}</i>	28%	29%	30%	32%
Total	100%	100%	100%	100%

¹ Includes antimicrobial drug applications which are approved and labeled for use in both food-producing animals (e.g., cattle and swine) and nonfood-producing animals (e.g., dogs and cats).

² Guidance for Industry #213 states that all antimicrobial drugs and their associated classes listed in Appendix A of FDA's Guidance for Industry #152 are considered "medically important" in human medical therapy.

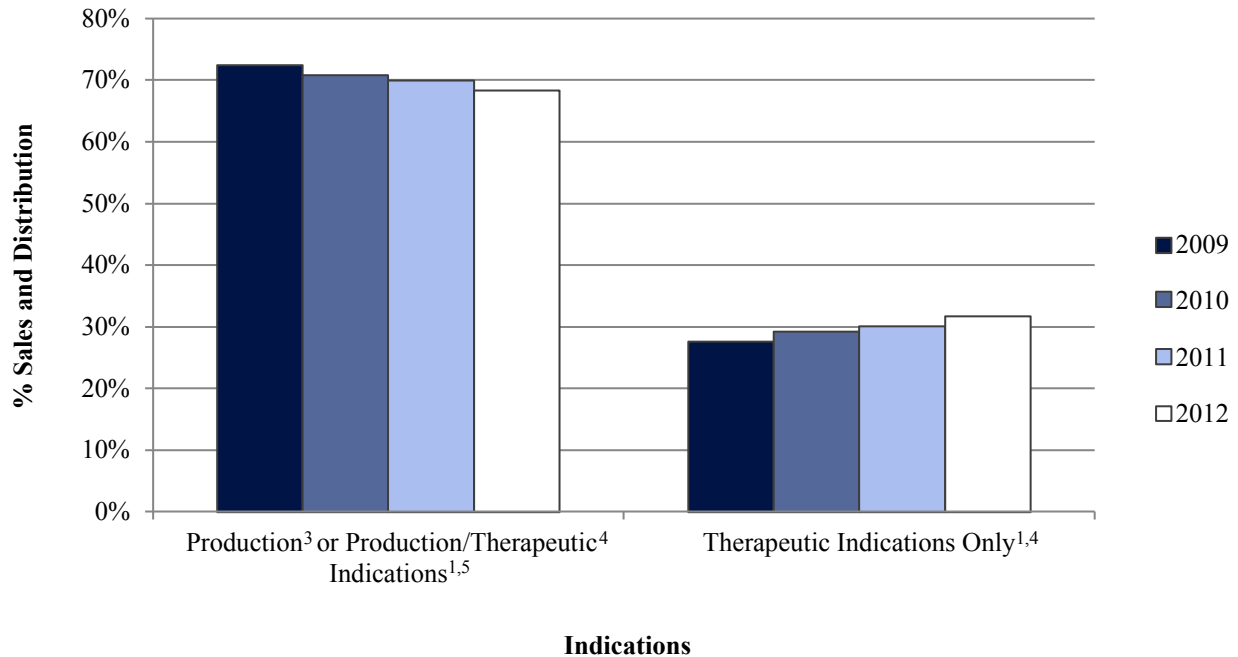
³ Production Indications (e.g., increased rate of weight gain or improved feed efficiency). Guidance for Industry #213 states that FDA believes that production use indications such as "increased rate of weight gain" or "improved feed efficiency" are no longer appropriate for the approved conditions of use for medically important antimicrobial drugs. It also states that FDA will be working with affected drug sponsors who wish to voluntarily withdraw approved production uses of their medically important antimicrobial new animal drugs and combination new animal drug products.

⁴ Therapeutic Indications (e.g., treatment, control, or prevention of a specific disease).

⁵ There were fewer than three distinct sponsors marketing antimicrobial animal drugs with only production indications (i.e., with no therapeutic indications). To protect confidential business information these data cannot be independently reported and are, therefore, combined with the data for drugs with both production and therapeutic (production/therapeutic) indications.

FIGURE 12b

ANTIMICROBIAL DRUGS APPROVED FOR USE IN FOOD-PRODUCING ANIMALS¹
ACTIVELY MARKETED 2009-2012
PERCENTAGE OF DOMESTIC SALES AND DISTRIBUTION
MEDICALLY IMPORTANT² ONLY
REPORTED BY INDICATIONS



- ¹ Includes antimicrobial drug applications which are approved and labeled for use in both food-producing animals (e.g., cattle and swine) and nonfood-producing animals (e.g., dogs and cats).
- ² Guidance for Industry #213 states that all antimicrobial drugs and their associated classes listed in Appendix A of FDA's Guidance for Industry #152 are considered "medically important" in human medical therapy.
- ³ Production Indications (e.g., increased rate of weight gain or improved feed efficiency). Guidance for Industry #213 states that FDA believes that production use indications such as "increased rate of weight gain" or "improved feed efficiency" are no longer appropriate for the approved conditions of use for medically important antimicrobial drugs. It also states that FDA will be working with affected drug sponsors who wish to voluntarily withdraw approved production uses of their medically important antimicrobial new animal drugs and combination new animal drug products.
- ⁴ Therapeutic Indications (e.g., treatment, control, or prevention of a specific disease).
- ⁵ There were fewer than three distinct sponsors marketing antimicrobial animal drugs with only production indications (i.e., with no therapeutic indications). To protect confidential business information these data cannot be independently reported and are, therefore, combined with the data for drugs with both production and therapeutic (production/therapeutic) indications.

TABLE 13a

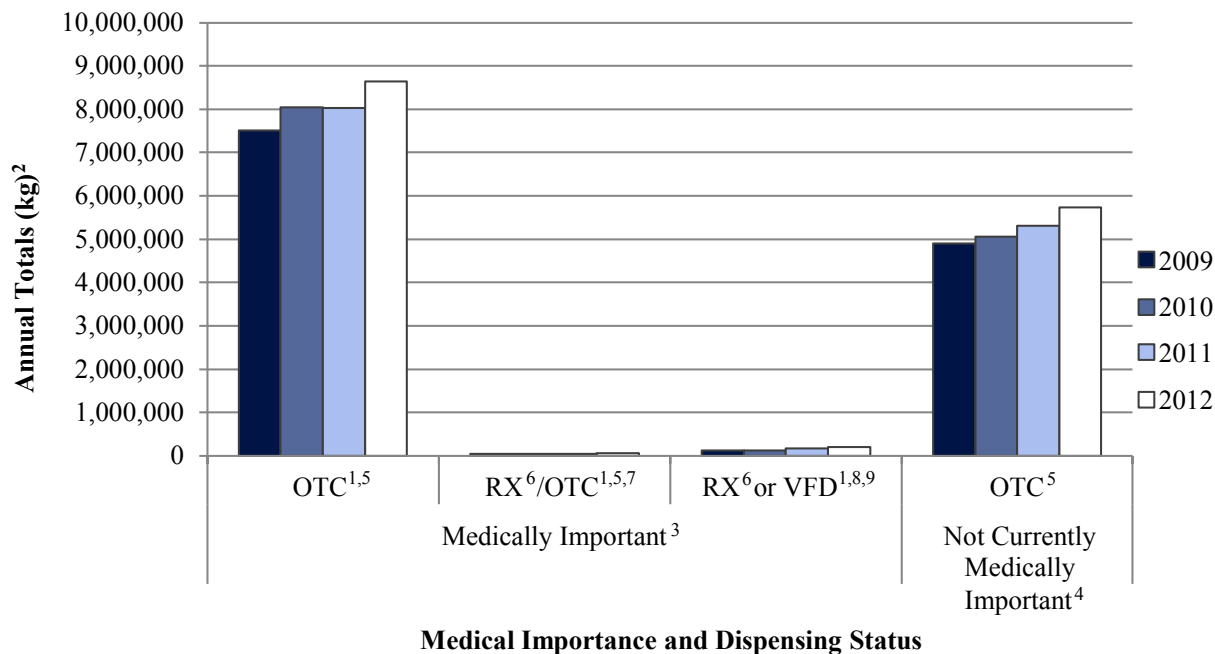
ANTIMICROBIAL DRUGS APPROVED FOR USE IN FOOD-PRODUCING ANIMALS¹
ACTIVELY MARKETED 2009-2012
DOMESTIC SALES AND DISTRIBUTION DATA
REPORTED BY MEDICAL IMPORTANCE AND DISPENSING STATUS

	Dispensing Status	2009 Annual Totals (kg) ²	2010 Annual Totals (kg) ²	2011 Annual Totals (kg) ²	2012 Annual Totals (kg) ²	% Change 2009 - 2012
Medically Important³	<i>OTC^{4,5}</i>	7,506,644	8,050,340	8,029,437	8,637,835	15%
	<i>RX⁶/OTC^{4,5,7}</i>	44,117	47,901	50,205	54,968	25%
	<i>RX⁶ or VFD^{4,8,9}</i>	135,803	131,068	176,055	200,298	47%
	Subtotal	7,686,564	8,229,309	8,255,697	8,893,101	16%
Not Currently Medically Important⁴	<i>OTC⁵</i>	4,900,893	5,057,788	5,313,340	5,725,327	17%
Grand Total		12,587,457	13,287,097	13,569,037	14,618,428	16%

- ¹ Includes antimicrobial drug applications which are approved and labeled for use in both food-producing animals (e.g., cattle and swine) and nonfood-producing animals (e.g., dogs and cats).
- ² kg = kilogram of active ingredient. Antimicrobials which were reported in International Units (IU) (e.g., Penicillins) were converted to kg. Antimicrobial class includes drugs of different molecular weights, with some drugs reported in different salt forms.
- ³ Guidance for Industry #213 states that all antimicrobial drugs and their associated classes listed in Appendix A of FDA's Guidance for Industry #152 are considered "medically important" in human medical therapy.
- ⁴ Not Currently Medically Important refers to any antimicrobial class not currently listed in Appendix A of FDA's Guidance for Industry #152.
- ⁵ OTC = Over-The-Counter. Approved animal drugs that are available without a prescription or veterinary feed directive.
- ⁶ Rx = Prescription. Approved animal drugs that require a prescription from a licensed veterinarian.
- ⁷ Animal drugs that were approved with both a prescription and OTC dispensing status (RX/OTC), with the approved drug being marketed with either a prescription label or an OTC label, depending upon the species and indication on the label.
- ⁸ VFD = Veterinary Feed Directive. Approved animal drugs that are intended for use in or on animal feed and must be used under the professional supervision of a licensed veterinarian.
- ⁹ The "Rx or VFD" category includes four VFD products marketed by only two distinct sponsors; therefore, VFD products cannot be independently reported.

FIGURE 13a

ANTIMICROBIAL DRUGS APPROVED FOR USE IN FOOD-PRODUCING ANIMALS¹
ACTIVELY MARKETED 2009-2012
DOMESTIC SALES AND DISTRIBUTION DATA
REPORTED BY MEDICAL IMPORTANCE AND DISPENSING STATUS



¹ Includes antimicrobial drug applications which are approved and labeled for use in both food-producing animals (e.g., cattle and swine) and nonfood-producing animals (e.g., dogs and cats).
² kg = kilogram of active ingredient. Antimicrobials which were reported in International Units (IU) (e.g., Penicillins) were converted to kg. Antimicrobial class includes drugs of different molecular weights, with some drugs reported in different salt forms.
³ Guidance for Industry #213 states that all antimicrobial drugs and their associated classes listed in Appendix A of FDA's Guidance for Industry #152 are considered "medically important" in human medical therapy.
⁴ Not Currently Medically Important refers to any antimicrobial class not currently listed in Appendix A of FDA's Guidance for Industry #152.
⁵ OTC = Over-The-Counter. Approved animal drugs that are available without a prescription or veterinary feed directive.
⁶ Rx = Prescription. Approved animal drugs that require a prescription from a licensed veterinarian.
⁷ Animal drugs that were approved with both a prescription and OTC dispensing status (RX/OTC), with the approved drug being marketed with either a prescription label or an OTC label, depending upon the species and indication on the label.
⁸ VFD = Veterinary Feed Directive. Approved animal drugs that are intended for use in or on animal feed and must be used under the professional supervision of a licensed veterinarian.
⁹ The "Rx or VFD" category includes four VFD products marketed by only two distinct sponsors; therefore, VFD products cannot be independently reported

TABLE 13b

ANTIMICROBIAL DRUGS APPROVED FOR USE IN FOOD-PRODUCING ANIMALS¹
ACTIVELY MARKETED 2009-2012
PERCENTAGE OF DOMESTIC SALES AND DISTRIBUTION
MEDICALLY IMPORTANT² ONLY
REPORTED BY DISPENSING STATUS

Dispensing Status	2009 % Sales and Distribution	2010 % Sales and Distribution	2011 % Sales and Distribution	2012 % Sales and Distribution
<i>OTC</i> ^{L.3}	98%	98%	97%	97%
<i>RX</i> ⁴ / <i>OTC</i> ^{L.3,5}	<1%	<1%	<1%	<1%
<i>RX</i> ⁴ or <i>VFD</i> ^{L.6,7}	2%	2%	2%	2%
Total	100%	100%	100%	100%

¹ Includes antimicrobial drug applications which are approved and labeled for use in both food-producing animals (e.g., cattle and swine) and nonfood-producing animals (e.g., dogs and cats).

² Guidance for Industry #213 states that all antimicrobial drugs and their associated classes listed in Appendix A of FDA’s Guidance for Industry #152 are considered “medically important” in human medical therapy.

³ OTC = Over-The-Counter. Approved animal drugs that are available without a prescription or veterinary feed directive.

⁴ Rx = Prescription. Approved animal drugs that require a prescription from a licensed veterinarian.

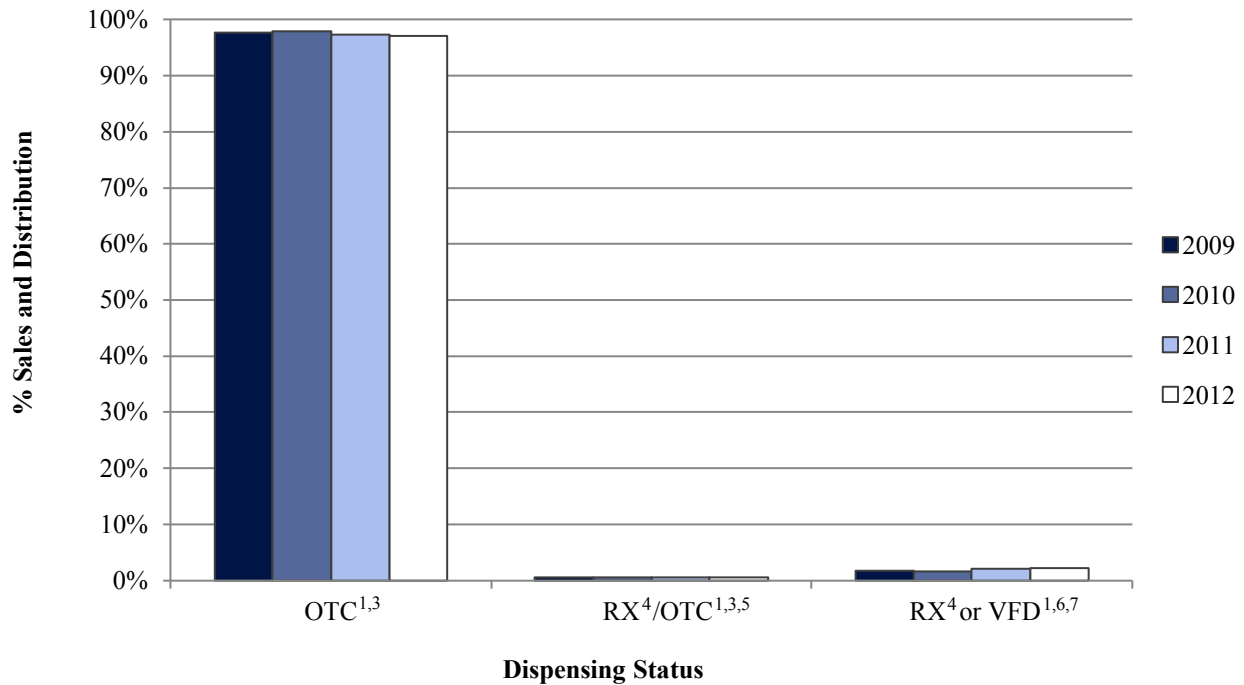
⁵ Animal drugs that were approved with both a prescription and OTC dispensing status (RX/OTC), with the approved drug being marketed with either a prescription label or an OTC label, depending upon the species and indication on the label.

⁶ VFD = Veterinary Feed Directive. Approved animal drugs that are intended for use in or on animal feed and must be used under the professional supervision of a licensed veterinarian.

⁷ The “Rx or VFD” category includes four VFD products marketed by only two distinct sponsors; therefore, VFD products cannot be independently reported.

FIGURE 13b

ANTIMICROBIAL DRUGS APPROVED FOR USE IN FOOD-PRODUCING ANIMALS¹
ACTIVELY MARKETED 2009-2012
PERCENTAGE OF DOMESTIC SALES AND DISTRIBUTION
MEDICALLY IMPORTANT² ONLY
REPORTED BY DISPENSING STATUS



¹ Includes antimicrobial drug applications which are approved and labeled for use in both food-producing animals (e.g., cattle and swine) and nonfood-producing animals (e.g., dogs and cats).

² Guidance for Industry #213 states that all antimicrobial drugs and their associated classes listed in Appendix A of FDA’s Guidance for Industry #152 are considered “medically important” in human medical therapy.

³ OTC = Over-The-Counter. Approved animal drugs that are available without a prescription or veterinary feed directive.

⁴ Rx = Prescription. Approved animal drugs that require a prescription from a licensed veterinarian.

⁵ Animal drugs that were approved with both a prescription and OTC dispensing status (RX/OTC), with the approved drug being marketed with either a prescription label or an OTC label, depending upon the species and indication on the label.

⁶ VFD = Veterinary Feed Directive. Approved animal drugs that are intended for use in or on animal feed and must be used under the professional supervision of a licensed veterinarian.

⁷ The “Rx or VFD” category includes four VFD products marketed by only two distinct sponsors; therefore, VFD products cannot be independently reported.

TABLE 14

**ANTIMICROBIAL DRUGS APPROVED FOR USE IN FOOD-PRODUCING ANIMALS¹
 ACTIVELY MARKETED 2009-2012
 DOMESTIC SALES AND DISTRIBUTION DATA
 REPORTED BY MEDICAL IMPORTANCE, ROUTE OF ADMINISTRATION, AND DRUG CLASS**

	Route	Drug Class	2009 Annual Total (kg)²	2010 Annual Total (kg)²	2011 Annual Total (kg)²	2012 Annual Total (kg)²	% Change 2009 - 2012
<u>Medically Important³</u>	Feed	<i>Sulfas</i>	113,658	109,983	105,400	90,972	-20%
		<i>Tetracyclines⁴</i>	4,594,714	4,921,071	4,848,946	5,085,178	11%
		<i>Other Drugs⁷</i>	978,711	926,695	979,093	1,070,301	9%
	Water	<i>Aminoglycosides</i>	140,652	153,907	162,672	195,043	39%
		<i>Lincosamides</i>	25,033	41,186	66,510	72,187	188%
		<i>Penicillins</i>	448,166	630,946	650,220	753,510	68%
		<i>Sulfas</i>	265,873	289,529	145,972	283,909	7%
		<i>Tetracyclines</i>	574,408	582,660	710,403	782,959	36%
		<i>Other Drugs⁸</i>	12,916	17,529	21,909	26,233	103%
		Subtotal	7,686,564	8,229,309	8,255,697	8,893,101	16%
	Other Routes⁵	<i>Cephalosporins⁴</i>	20,145	24,588	26,611	27,654	37%
		<i>Sulfas⁴</i>	126,349	117,617	131,733	118,633	-6%
		<i>Tetracyclines⁴</i>	91,874	98,551	93,506	86,224	-6%
<i>Other Drugs^{4,9}</i>		294,065	315,048	312,723	300,300	2%	
Not Currently Medically Important⁴	All Routes⁶	<i>All Drugs¹⁰</i>	4,900,893	5,057,788	5,313,340	5,725,327	17%
Grand Total			12,587,457	13,287,097	13,569,037	14,618,428	16%

¹ Includes antimicrobial drug applications which are approved and labeled for use in both food-producing animals (e.g., cattle and swine) and nonfood-producing animals (e.g., dogs and cats).

² kg = kilogram of active ingredient. Antimicrobials which were reported in International Units (IU) (e.g., Penicillins) were converted to kg. Antimicrobial class includes drugs of different molecular weights, with some drugs reported in different salt forms.

³ Guidance for Industry #213 states that all antimicrobial drugs and their associated classes listed in Appendix A of FDA's Guidance for Industry #152 are considered "medically important" in human medical therapy.

⁴ Not Currently Medically Important refers to any antimicrobial class not currently listed in Appendix A of FDA's Guidance for Industry #152.

⁵ This category includes the following: Injection, Intramammary, Oral (excluding administration by means of feed or water), and Topical (excluding 2012).

⁶ This category includes the following: Feed, Injection (excluding 2009), Intramammary, and Water.

⁷ This category includes the following: Aminoglycosides, Amphenicols, Diaminopyrimidines, Lincosamides, Macrolides, Penicillins, and Streptogramins.

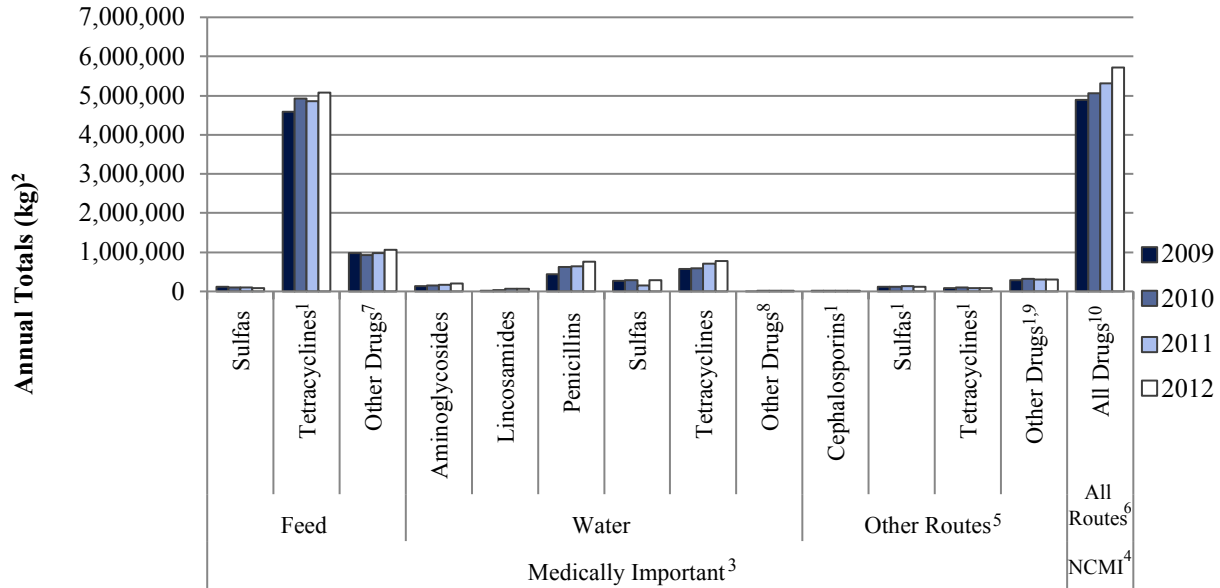
⁸ This category includes the following: Amphenicols and Macrolides.

⁹ This category includes the following: Aminoglycosides, Amphenicols, Fluoroquinolones, Lincosamides, Macrolides, Penicillins, and Polymyxins (excluding 2012).

¹⁰ This category includes the following: Aminocoumarins, Glycolipids, Ionophores, Pleuromutilins, Polypeptides, and Quinoxalines.

FIGURE 14

**ANTIMICROBIAL DRUGS APPROVED FOR USE IN FOOD-PRODUCING ANIMALS¹
ACTIVELY MARKETED 2009-2012
DOMESTIC SALES AND DISTRIBUTION DATA
REPORTED BY MEDICAL IMPORTANCE, ROUTE OF ADMINISTRATION, AND DRUG CLASS**



Medical Importance, Route of Administration, and Drug Class (2009 - 2012)

¹ Includes antimicrobial drug applications which are approved and labeled for use in both food-producing animals (e.g., cattle and swine) and nonfood-producing animals (e.g., dogs and cats).

² kg = kilogram of active ingredient. Antimicrobials which were reported in International Units (IU) (e.g., Penicillins) were converted to kg. Antimicrobial class includes drugs of different molecular weights, with some drugs reported in different salt forms.

³ Guidance for Industry #213 states that all antimicrobial drugs and their associated classes listed in Appendix A of FDA's Guidance for Industry #152 are considered "medically important" in human medical therapy.

⁴ NCMI = Not Currently Medically Important. Refers to any antimicrobial class not currently listed in Appendix A of FDA's Guidance for Industry #152.

⁵ This category includes the following: Injection, Intramammary, Oral (excluding administration by means of feed or water), and Topical (excluding 2012).

⁶ This category includes the following: Feed, Injection (excluding 2009), Intramammary, and Water.

⁷ This category includes the following: Aminoglycosides, Amphenicols, Diaminopyrimidines, Lincosamides, Macrolides, Penicillins, and Streptogramins.

⁸ This category includes the following: Amphenicols and Macrolides.

⁹ This category includes the following: Aminoglycosides, Amphenicols, Fluoroquinolones, Lincosamides, Macrolides, Penicillins, and Polymyxins (excluding 2012).

¹⁰ This category includes the following: Aminocoumarins, Glycolipids, Ionophores, Pleuromutilins, Polypeptides, and Quinoxalines.

REFERENCES

- **FDA Webpage on Antimicrobial Resistance**
 - <http://www.fda.gov/newsevents/publichealthfocus/ucm235649.htm>
- **FDA/CVM Webpage on Antimicrobial Resistance**
 - <http://www.fda.gov/AnimalVeterinary/SafetyHealth/AntimicrobialResistance/default.htm>
- **FDA/CVM Webpage on the National Antimicrobial Resistance Monitoring System (NARMS)**
 - <http://www.fda.gov/AnimalVeterinary/SafetyHealth/AntimicrobialResistance/NationalAntimicrobialResistanceMonitoringSystem/default.htm>
- **FDA/CVM Webpage on Judicious Use of Antimicrobials**
 - <http://www.fda.gov/AnimalVeterinary/SafetyHealth/AntimicrobialResistance/JudiciousUseofAntimicrobials/default.htm>
- **FDA/CDER Webpage on Antimicrobial Resistance**
 - <http://www.fda.gov/Drugs/DrugSafety/InformationbyDrugClass/ucm135344.htm>
- **FDA Guidance for Industry #152**
 - “Evaluating the Safety of Antimicrobial New Animal Drugs with Regard to Their Microbiological Effects on Bacteria of Human Health Concern”
 - <http://www.fda.gov/downloads/AnimalVeterinary/GuidanceComplianceEnforcement/GuidanceforIndustry/ucm052519.pdf>
- **FDA Guidance for Industry #209**
 - “The Judicious Use of Medically Important Antimicrobial Drugs in Food-Producing Animals”
 - <http://www.fda.gov/downloads/AnimalVeterinary/GuidanceComplianceEnforcement/GuidanceforIndustry/UCM216936.pdf>
- **FDA Guidance for Industry #213**
 - “New Animal Drugs and New Animal Drug Combination Products Administered in or on Medicated Feed or Drinking Water of Food-Producing Animals: Recommendations for Drug Sponsors for Voluntarily Aligning Product Use Conditions with GFI #209”
 - <http://www.fda.gov/downloads/AnimalVeterinary/GuidanceComplianceEnforcement/GuidanceforIndustry/UCM299624.pdf>